

# Color Block List Component

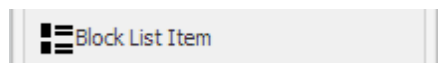
---

## Description of Component


Use the Color Block List component to display block lists of information or events through the creation of multiple list items with colored headings for rich display.

## How to Use the Component

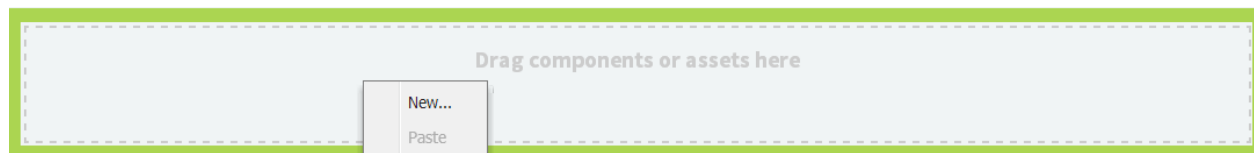
1. You can identify the Color Block List in the Web Author toolkit as follows:



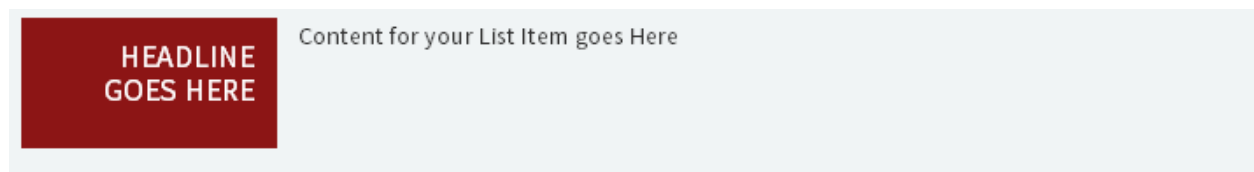
2. Drag the component onto the page in the place where you want the text to display.



3. Or, right click and select New.



The component displays on the web page.



4. Double click or right click to open the component.

**Color Block** Options

Heading Type  Text  
 Date

Text

Provide heading text for the heading box.

List Content

**B** *I* U | [List Icons] | [Color Icons] | [Align Icons] | [Indent Icons]

Format Paragraph ▼

Provide content for the featured item that will display to the right of the heading.

OK Cancel

5. Select the Heading Type. For text select Text and enter text in the Text field.

**Color Block** Options

Heading Type  Text  
 Date

Text

Provide heading text for the heading box.

To display a Date, select Date and then click the calendar icon.

**Color Block** Options

Heading Type  Text  Date

Date  


Select a date for the heading box.



Select the date.

**Color Block** Options

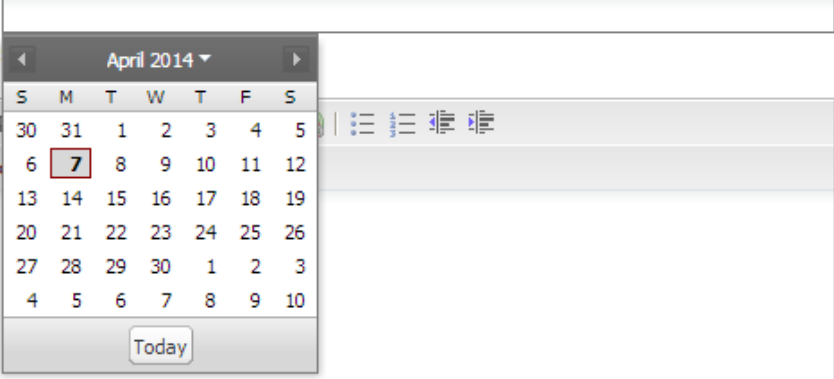
Heading Type  Text  Date

Date  

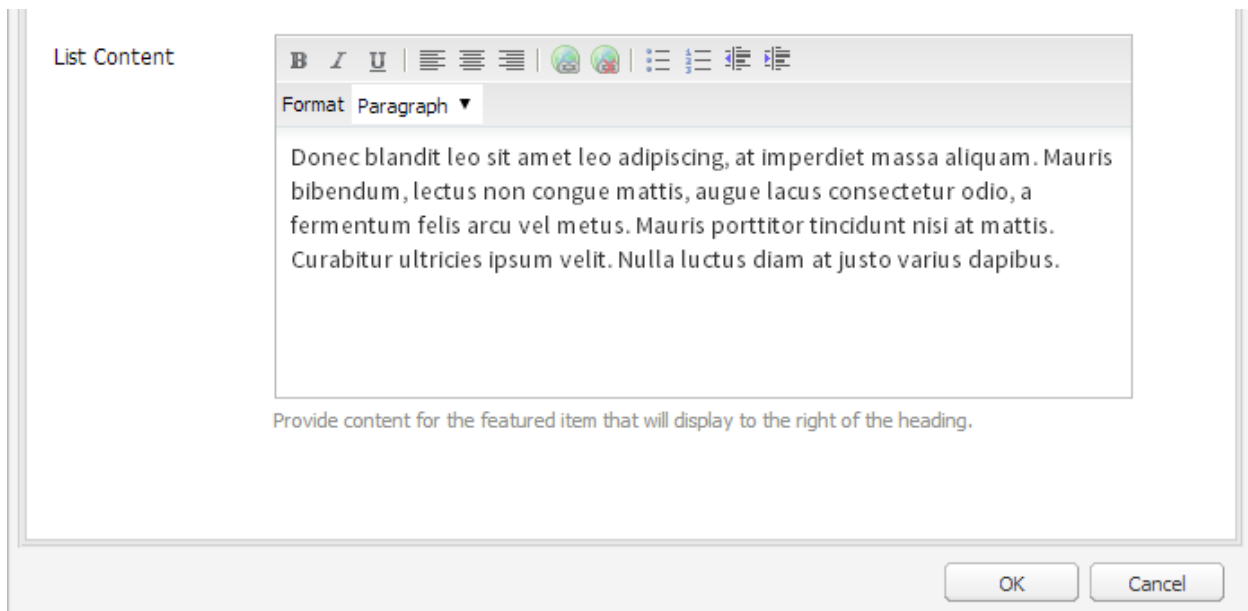
List Content

April 2014						
S	M	T	W	T	F	S
30	31	1	2	3	4	5
6	7	8	9	10	11	12
13	14	15	16	17	18	19
20	21	22	23	24	25	26
27	28	29	30	1	2	3
4	5	6	7	8	9	10

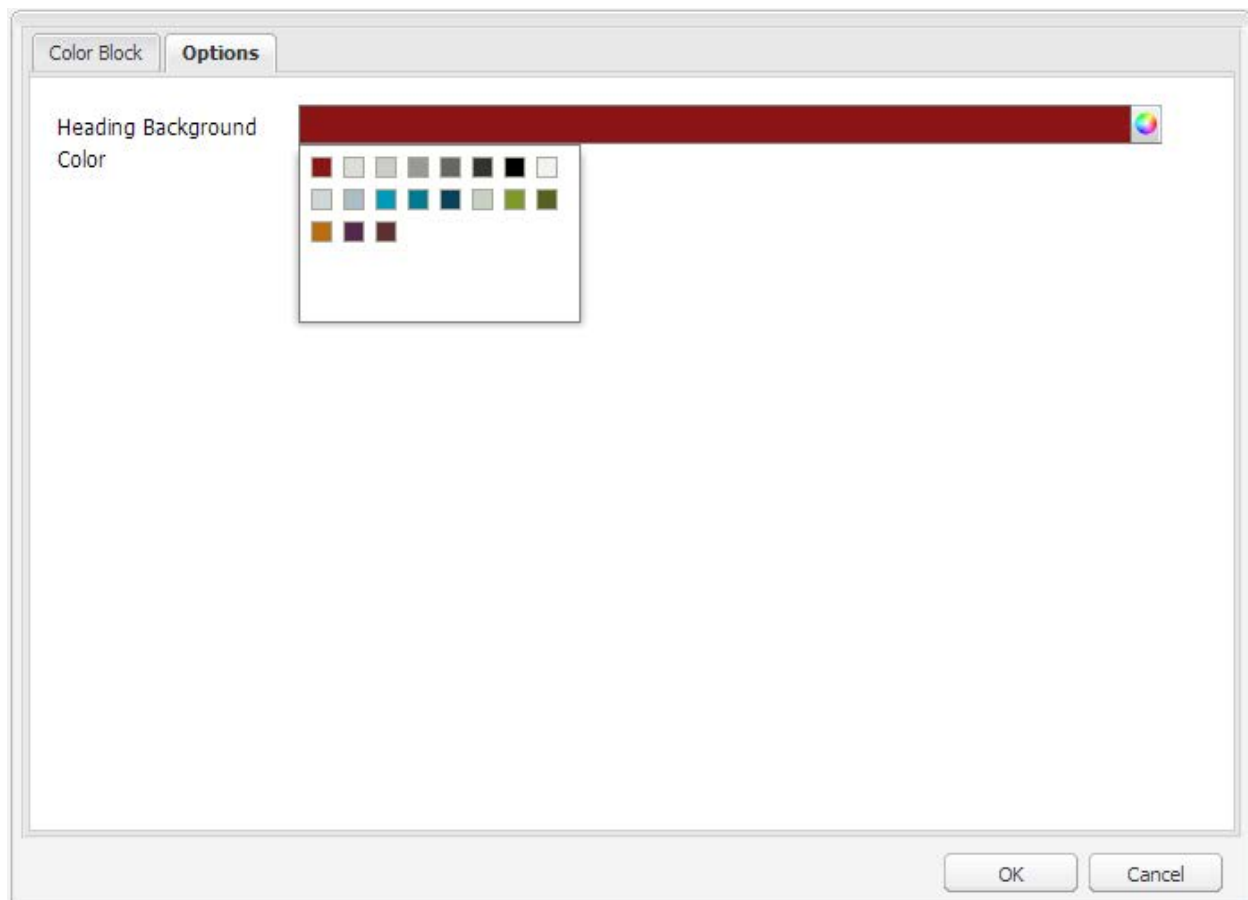
Today



6. Provide text content for the item in the List Content text editor.



7. Click OK to save the changes or click on the Options tab for customizations.
8. On the Options tab you can select the background color for the item. Click on the color wheel to bring up the color choices and select a color.



9. Click OK to save the changes and to display on the web page.

You can also click on the Help button to view additional Help related materials.

## Results

Below are examples of possible results.

**EXAMPLE  
HEADING TEXT**

Donec blandit leo sit amet leo adipiscing, at imperdiet massa aliquam. Mauris bibendum, lectus non congue mattis, augue lacus consectetur odio, a fermentum felis arcu vel metus. Mauris porttitor tincidunt nisi at mattis. Curabitur ultricies ipsum velit. Nulla luctus diam at justo varius dapibus.

**JUNE 05  
2014**

Donec blandit leo sit amet leo adipiscing, at imperdiet massa aliquam. Mauris bibendum, lectus non congue mattis, augue lacus consectetur odio, a fermentum felis arcu vel metus. Mauris porttitor tincidunt nisi at mattis. Curabitur ultricies ipsum velit. Nulla luctus diam at justo varius dapibus.