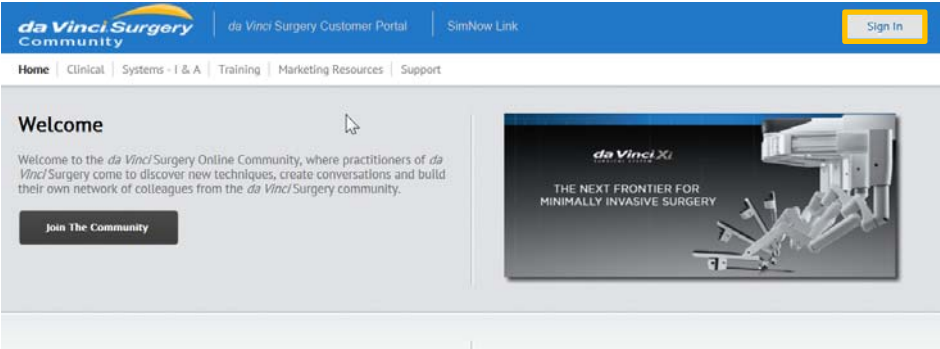
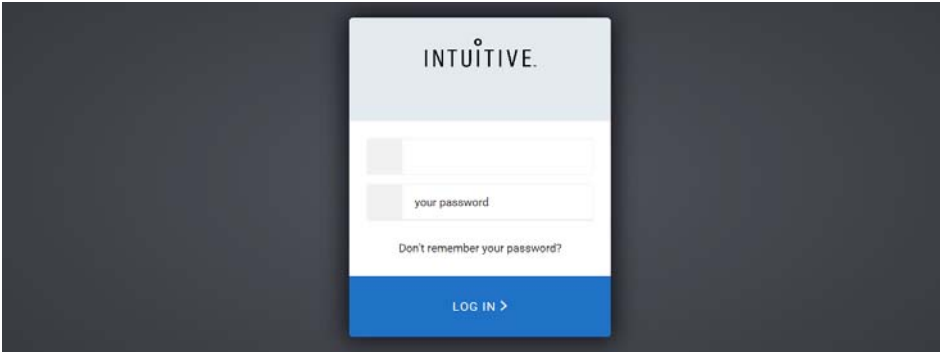
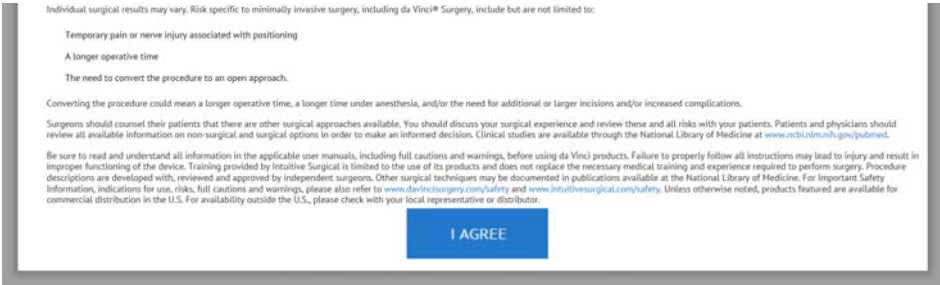


Quick Reference Guide

Intuitive Learning

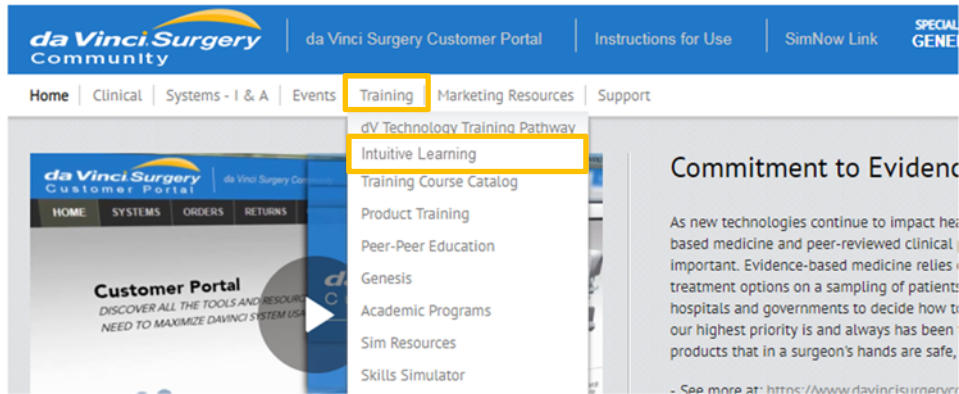
Intuitive Learning enables you to engage and track your learning through the da Vinci Technology Training Pathway (TTP). Use the following steps to access Intuitive Learning to find and enroll in Learning Plans that combine online training, in-service documents, and assessments to teach you all about da Vinci systems, instruments, and accessories; and download your training certificates when you have completed a Learning Plan. If you have any questions, please contact the Education team at education@intusurg.com.

Log in via the Da Vinci® Surgery Community

Step	Screen
<p>1. Sign in at www.davincisurgerycommunity.com.</p> <p>->Click on "Join The Community" to create a user name and login.</p> <p>Then go back to Home and click "Sign In" in upper right hand corner.</p>	
<p>2. Log in with your login (or email address) and password.</p>	
<p>3. Consider the Important Safety Information and select I Agree.</p> <p>(If you have already signed in previously you may not see this message)</p>	

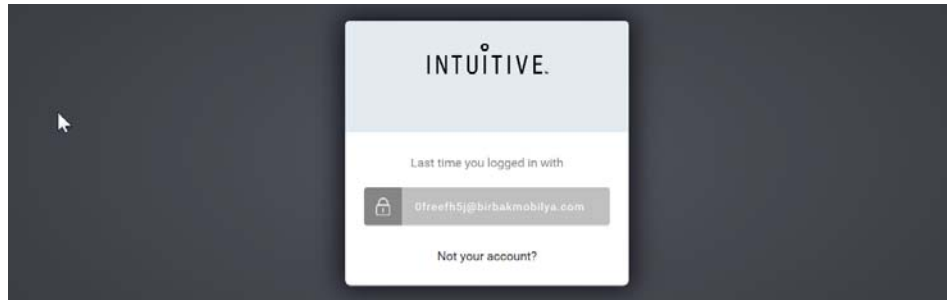
Quick Reference Guide

4. Hover over **Training** in the top menu and select **Intuitive Learning**.



5. **Confirm** your previous login information.

(You may not see this screen. Skip to the section below.)



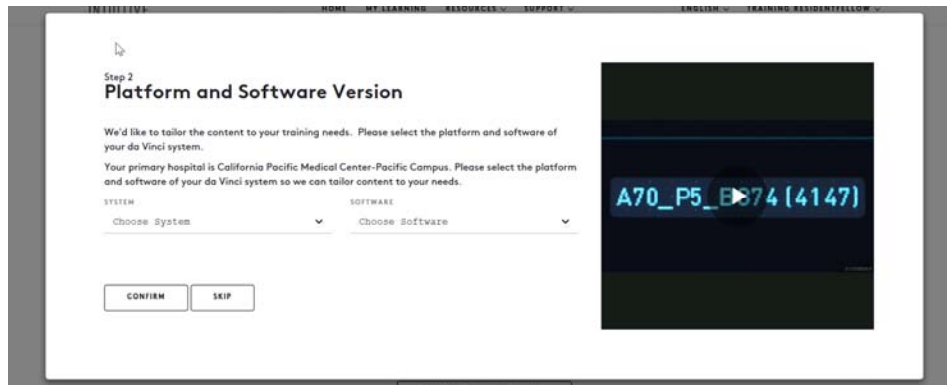
6. Select your **Country** and **Language** to be displayed on the website content.

(You may not see this screen if you have already signed in before. Skip to section below.)



7. **Select** and **confirm** the system platform and software version available at your hospital.

->SELECT da Vinci Xi from menu
->SELECT P8 from menu
->Click "Confirm"



Quick Reference Guide

Locate Learning Plans and Enroll

Step

Screen

8. Scroll down to gray box titled "Learning Plans for daVinci Xi P8"

- > SELECT "ENROLL" for Xi Multi-Port for Residents/Fellows (P8)
- > Module will automatically launch (see Step 9 screen shot below)

INTUITIVE. HOME MY LEARNING RESOURCES SUPPORT ENGLISH TRAINING RESIDENT/ FELLOW

WELCOME TO Intuitive Learning

Certificates View All → No certificates available.

Completed View All → No Learning Plans Completed

Recommendations for da Vinci Xi P8 EDIT PREFERENCES

(This will say "Learning Plans for daVinci Xi P8" and have different modules shown that in this screen shot)

Xi Multi-Port for Surgeons(P8) P8 - All Roles This learning plan introduces Surgeons to the da Vinci Xi system. Complete the required activities in this learning plan to...

Xi Multi-Port for Residents and... P8 - Resident or Fellow This learning plan introduces Residents and Fellows to the da Vinci Xi system. Complete the required activities in this...

Xi Multi-Port for Robotic... P8 - Resident or Fellow This learning plan introduces Robotics Coordinators to the da Vinci Xi system. Complete the required activities in this...

Xi EndoWrist Stapler 45(All) Surgeon, First Assistant, OR Staff, Resident or Fellow This learning plan introduces the Xi EndoWrist Stapler. Complete the required activities in this learning plan to earn an...

DETAILS ENROLL DETAILS ENROLL DETAILS ENROLL DETAILS ENROLL

Complete a Course

Step

Screen

9. Launch/Start the Online Module

- > Click "Start" to launch

(Enrolled in Online Modules can also be accessed anytime from the **My Learning** page link at top of screen at any time. If you don't see "My Learning" at top, expand your browser window to full screen)

INTUITIVE. HOME MY LEARNING RESOURCES SUPPORT ENGLISH TRAINING RESIDENT/ FELLOW

Xi Multi-Port for Surgeons (P8) P8 - All Roles

This learning plan introduces Surgeons to the da Vinci Xi system. Complete the required activities in this learning plan to earn your da Vinci training certificates. Attend your In-Service session and pass the Online Assessment to receive an initial Online Training Certificate. Then you can attend Basic Training to receive a certificate of completion. To enhance your learning experience, be sure to also try out the optional activities in this plan including short videos and interactive courses.

ENROLLED

Online Training (Recommended) Duration: 50m

The Basics of Surgical Energy Use ^ Learn how electrosurgical as well as ultrasonic energies can be used to generate a variety of tissue effects including vessel sealing, coagulation, and cutting. Watch detailed animations and complete interactive exercises covering the best practices for working with surgical energy.

LAUNCH (This will say "Start")

Xi Overview for Surgeons ^ Watch short videos on important related topics including Xi Overview for Surgeons.

LAUNCH 30m

In-Service Duration: 2h 00m

10. Complete the Online Module

-> For each module, you need to watch all the submodules in the "Online Training" section

For example, the Xi Multi-Port for Residents and Fellows (P8) Module, there are submodules: "The Basics of Surgical Energy Use" and "Xi Overview Videos for Surgeons"

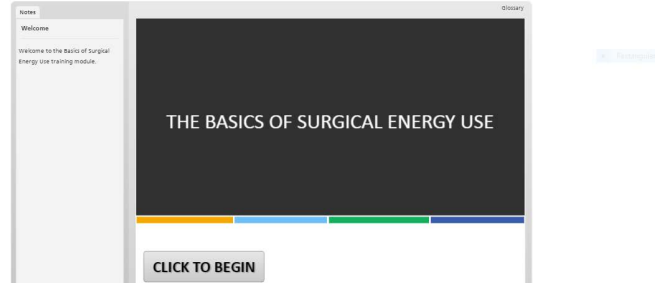
-> After you have completed the "Online Training" section, click on "Step 2: Online Assessment" to take the assessment

Click "Next" in bottom right hand corner to launch the assessment



The Basics of Surgical Energy Use

Learn how electrosurgical as well as ultrasonic energies can be used to generate a variety of tissue effects including vessel sealing, coagulation, and cutting. Watch detailed animations and complete interactive exercises covering the best practices for working with surgical energy.



Xi Online Assessment for Surgeons, Residents, and Fellows

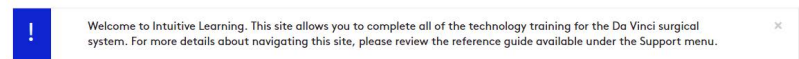
Complete the online assessment with a passing score of 80% or higher to receive an Online Training certificate. Note this is a mandatory requirement which must be completed prior to attending Technical Training. The questions in this assessment are based on the information covered in your in-service. To prepare, you may want to review the In-Service PDF document as well as optional video training.



-> Repeat this process (Steps 8-10) for the following modules:

- Xi/X Stapler (P8)
- Xi/X Vessel Sealer (P8)
- Xi Suction Irrigator (P5,P6,P7,P8)
- Xi Intraoperative Table Motion (P7,P8)

Once enrolled in the modules, you can access them anytime through "My Learning"



My Learning

Filters

TITLE	STATUS	START DATE	COMPLETION DATE
Search	- Select -	All	All
<input type="button" value="FILTER"/> <input type="button" value="CLEAR RESULTS"/>		<input type="button" value="DOWNLOAD TRANSCRIPT"/>	

TITLE	STATUS	START DATE	COMPLETION DATE
Xi Suction Irrigator (P5,P6,P7,P8)	In progress	Feb. 13, 2019	
Xi/X Vessel Sealer (P8)	In progress	Feb. 13, 2019	
Xi Intraoperative Table Motion (P7,P8)	In progress	Feb. 13, 2019	
Xi/X Stapler (P8)	In progress	Feb. 13, 2019	
Xi Multi-Port for Residents and Fellows (P8)	In progress	Feb. 13, 2019	

Quick Reference Guide

Downloading Certificates

Step

Screen

Once all courses in the Learning Plan are complete, **Download** the Certificates from the Home page or from **My Learning**.



Disclosure

Training provided by Intuitive Surgical is limited to the use of the da Vinci Surgical System, instruments and accessories. It does not replace the necessary medical training and experience required to perform surgery. The da Vinci Surgical System should only be used by surgeons and staff who have received specific training in the use of the da Vinci Surgical System. Prior to using any training materials, refer to the da Vinci Online Community to ensure you are using the most up to date revision. For important safety information, indications for use, risks and full cautions and warnings, please also refer to the user manual(s), www.davincisurgery.com/safety and www.intuitive.com.