

STANFORD SCHOOL OF MEDICINE

Performance Metrics



Stanford
MEDICINE

Context

Choosing where to attend medical school can be a life-changing decision. At Stanford Medicine, we are committed to supporting students throughout this critical process. Our goal is for every student to have confidence in their search and to select a medical education that best aligns with their values and future aspirations.

With this goal in mind, our Performance Dashboard offers prospective students a snapshot of Stanford School of Medicine's performance on many dimensions, including attributes that make our institution unique.

In selecting our performance metrics, we focused on providing measurable and verifiable information commonly reported by other academic medical centers, as well as additional data that reflect Stanford Medicine's core values. As educators, we recognize the investment students are making in their growth and development when they consider a medical education. We are here to support their educational search and to help empower them as they make important choices for their future.

Facts and Figures

Admission Statistics

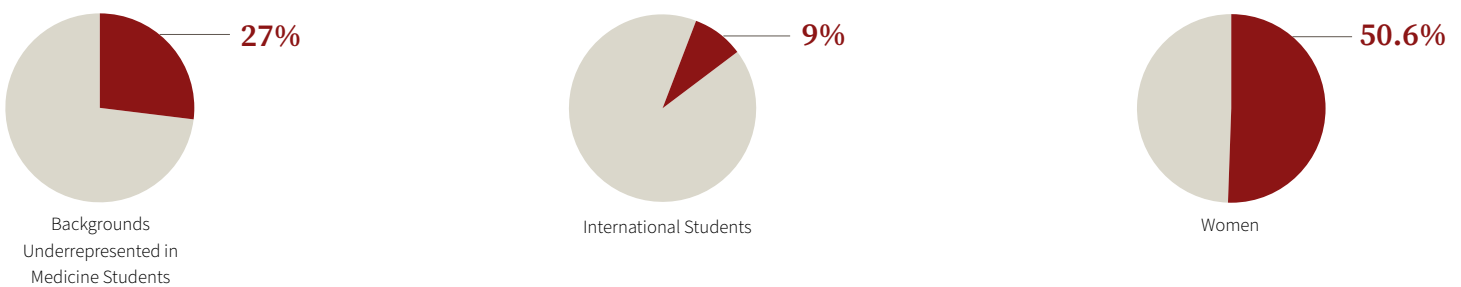
Our holistic approach to admissions considers the “whole” applicant. Candidates who matriculate at Stanford Medicine are academically ready to succeed in our curriculum, have life experiences that will enrich our learning environment, and have personal qualities that will serve them, their colleagues, and their patients well throughout their professional lives. Diversity and inclusion are core values of Stanford Medicine, and a profound source of our strength and potential.

2023 MD Entering Class		
Total Number of Applications	Total Number of Interviews	Percentage of Science Majors
8,837	498	63%
Class Size ¹	Median MCAT	MCAT 10th to 90th Percentile Range
89	519	512–525
	MCAT 25th to 75th Percentile Range	
	516–522	


Faculty and Student Community

To best serve all patients and ensure that biomedical research benefits all, we firmly believe that the biomedical workforce of tomorrow must reflect our country’s diverse populations. Creating and maintaining a vibrant, successful, and diverse academic environment requires focused support and leadership accountability. Our chief equity, diversity and inclusion officer, Dr. Joyce Sackey, oversees strategies and efforts to advance inclusive excellence across Stanford Medicine. Among these efforts is the [Racial Equity to Advance a Community of Health \(REACH\)](#) initiative, which offers a slate of clinical and research training programs to impact health equity and increase representation. The initiative’s annual [impact report](#) provides more details about its key components. To learn more about our wide-ranging efforts, visit [Diversity at Stanford Medicine](#).

MD Students (2023 Entering Class)



Faculty



¹Typical MD class size is 90 for any given year; 2023 class size reflects a last-minute deferral.

²Includes all faculty that engage in teaching, scholarship, and/or clinical care, with at least half time appointment.

Research Activities and Impact

Stanford Medicine is situated on the campus of Stanford University — the preeminent research institution from which we derive our values of excellence and innovation. Our proximity to top-ranked programs in engineering, physical and biological sciences, computer science, ethics, and other disciplines, coupled with a distinct culture of collaboration, fosters a strong and enduring tradition of interdisciplinary research and education.

Nationally and globally, our Stanford scientists are considered leaders in their fields, and their research regularly recognized with the world's most prestigious prizes. In 2022, Dr. Carolyn Bertozzi, a Stanford chemistry professor affiliated with the School of Medicine, was [awarded](#) the Nobel Prize in Chemistry for pioneering the field of bioorthogonal chemistry. In recent years, Stanford Medicine researchers also were recipients of the [Lurie Prize](#) in Biomedical Sciences, the [Louisa Gross Horwitz Prize](#), and the [Breakthrough Prize](#) in Life Sciences, among others. Additionally, our faculty consistently achieve higher levels of annual funding per principal investigator than those at peer institutions, and we are a fixture in the top 10 in total National Institutes of Health funding to schools of medicine, reflecting our expansion of translational and clinical research efforts.

#6

RANKING

FY23 Total NIH Awards to
Medical School

\$557M

FUNDING

FY23 Total NIH Awards
to Medical School

\$981M

FY23 Total Sponsored Research
New Awards to Medical School

\$976M

FY23 Total Research Expenditures
for Medical School

45

Full-time Faculty in the National
Academy of Science (NAS)

56

Full-time Faculty in the National
Academy of Medicine (NAM)

12

Full-time Faculty in Howard Hughes
Medical Institute (HHMI)

9 (with 7 active)

Nobel Laureates Associated with
School of Medicine

Affordability

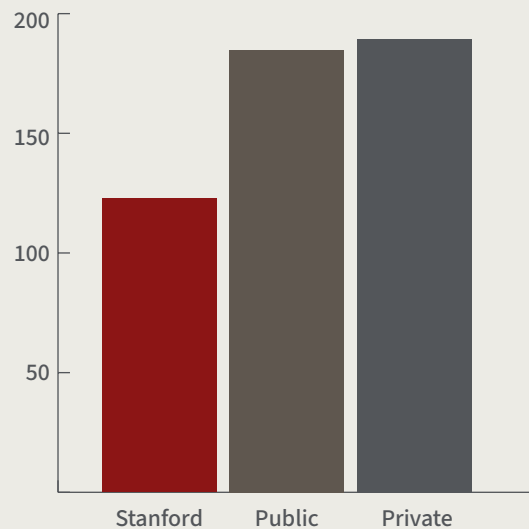
Long a leader among our peer institutions in addressing the high cost of attending medical school, we are proud that Stanford MD students have one of the lowest graduating student debt averages in the country. We are committed to bringing a Stanford Medical School education within reach for diverse students from all socioeconomic backgrounds, and we continue to build on our long-established debt-alleviation programs to expand assistance and remove financial obstacles for talented and promising students.

Recognizing the high cost of living in our geographical area, we offer need-based financial aid which provides assistance with room, board, and other living expenses, as well as tuition. During the last academic year, the vast majority of Stanford medical students qualified for financial support — reflecting our commitment to affordability.

85.9%

Percentage of MD Students
Receiving Financial Aid

Average Medical School Debt for Graduates³



³Based on the LCME Part I-B Student Financial Aid Questionnaire data, the national average medical school debt for 2023 graduates was \$186,765 compared to Stanford's \$122,830. (Public Schools Average - \$184,953, Private Schools Average - \$189,469)

Education Excellence

Stanford Medicine's [array](#) of nationally ranked programs educate and train more than 1,700 enrolled students, matriculating in MD, MD/PhD, PhD, and master's programs, and more than 2,900 postgraduate clinical and research trainees. Critical to our educational innovations and successes is the access our students and trainees have to the world-class laboratories of Stanford scientists. Through our nationally recognized [Medical Scientist Training Program](#), students are able to earn an MD/PhD, focusing on both research and experimental medicine while training for the role of physician investigator.

Our educational program for medical students also offers abundant opportunities for research. All medical students at Stanford identify a "scholarly concentration," and funding is available to support research initiatives in an area of interest. We also provide several options that allow students to engage in research interests while taking the required coursework and clinical practice leading to the MD degree. Our [Discovery Curriculum](#) includes a pre-clerkship curriculum that allows medical students to devote significant time to scholarship, and the [Physician-Scientist Training Program \(PSTP\)](#) enables substantial periods free from formal classwork during the second and third academic years for scholarly investigation and laboratory or clinical research. Our six-year [Berg Scholars Program](#), with foundational funding from a Burroughs Wellcome Fund Physician-Scientist Institutional Award (BWF PSIA), is a competitive program that awards funding to selected students for rigorous but shorter non-MSTP physician investigator careers in laboratory and/or informatics and data science research areas.

38.6%

MD Students Graduating
with Dual Degrees

112

Scientist Training
Programs (MSTPs)

Access to Patient Care

Medical students at Stanford have many [opportunities](#) for clinical education and hands-on experience beginning early in their training. During preclinical years, the Practice of Medicine program provides foundational clinical science education, leveraging videotaped simulations with standardized patients and computer-based instruction.

Through an extensive schedule of clerkships, Stanford Medicine's five main clinical training sites — Stanford Health Care, Stanford Medicine Children's Health, Palo Alto Veterans Administration Medical Center, Santa Clara Valley Medical Center, and Kaiser Permanente Medical Center Santa Clara — expose our medical students to patient populations that are culturally, racially, and ethnically diverse and have multifaceted medical needs. This deep clinical exposure allows them to train under the mentorship of leading experts and complements opportunities to engage with world-class faculty in scientific projects ranging from the discovery of new molecular targets to conducting cutting-edge clinical research. Together, these training experiences encourage our students to pursue scientific innovations that translate to clinical care, benefiting patients, communities, and the public at large.