

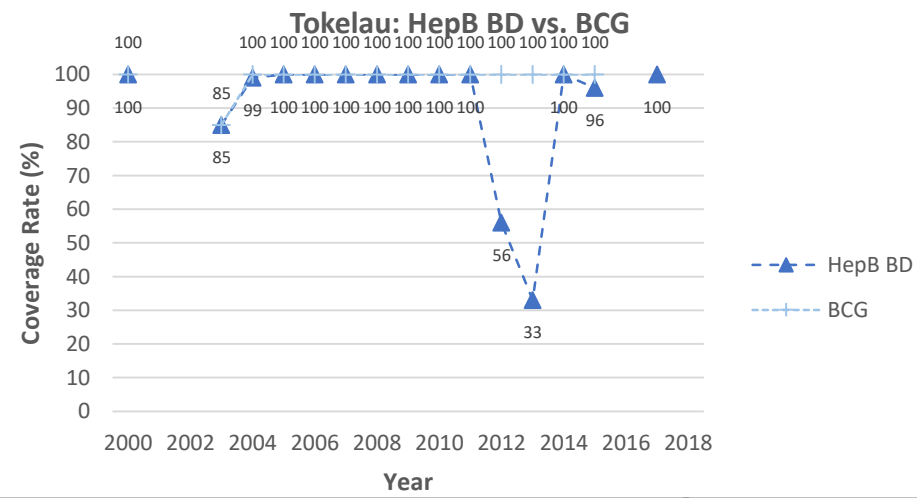
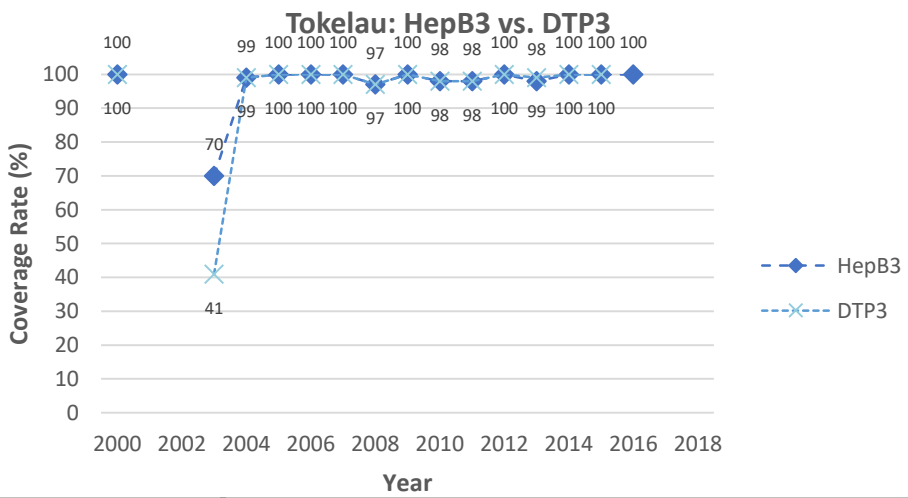
Country Demographics <sup>1,2,3</sup>	
Total population (2017) <sup>1</sup>	1,300
Urban population (% of total, 2015) <sup>1</sup>	0%
Health expenditure per capita (\$US, FY2001-08) <sup>2</sup>	\$107
Health expenditure, total (% of GDP, 2012) <sup>2</sup>	NR
Total births (2017) <sup>1</sup>	15
Surviving infants (2017) <sup>1</sup>	15
Life expectancy at birth Male/Female (years, 2008) <sup>2</sup>	67.8 / 70.4 yrs
Number of districts (2012) <sup>3</sup>	0

HBsAg Prevalence <sup>6</sup>	
Pre-vaccine HBsAg+ (%)	NR

Liver Cancer as Cause of Cancer Death (in Men) <sup>5</sup>	
Year: 2018	Ranking: NR

2018 Country Comparison in Western Pacific Region (37 Member States/Areas) <sup>4</sup>				
	Tokelau	Number of member states with WHO-UNICEF estimated coverage	Highest WHO-UNICEF estimated coverage in WPR	Lowest WHO-UNICEF estimated coverage in WPR
HepB3 <sup>4</sup>	NR	26	99% (Brunei Darussalam, China, Cook Islands, Fiji, Malaysia, Mongolia, Niue)	34% (Samoa)
HepB BD <sup>4</sup>	NR	24	99% (Brunei Darussalam, Cook Islands, Palau, Tuvalu)	25% (Papua New Guinea)

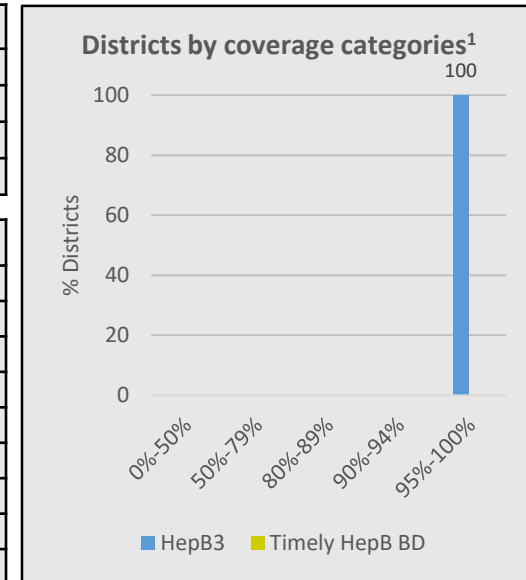
Hepatitis B Immunization Coverage <sup>4,7,8</sup>																			*These are official country estimates, not WHO-UNICEF estimates.																		
	2000	2001	2002	2003	2004	2005	2006	2007	2008	2009	2010	2011	2012	2013	2014	2015	2016	2017	2018																		
HepB3 <sup>8</sup>	100%	NR	NR	70%	99%	100%	100%	100%	97%	100%	98%	98%	100%	98%	100%	100%	100% <sup>7</sup>	NR	NR <sup>4</sup>																		
HepB BD <sup>8</sup>	100%	NR	NR	85%	99%	100%	100%	100%	100%	100%	100%	100%	56%	33%	100%	96%	NR	100% <sup>7</sup>	NR <sup>4</sup>																		
DTP3 <sup>8</sup>	100%	NR	NR	41%	99%	100%	100%	100%	97%	100%	98%	98%	100%	99%	100%	100%	NR	NR	NR <sup>4</sup>																		
BCG <sup>8</sup>	100%	NR	NR	85%	100%	100%	100%	100%	100%	100%	100%	100%	100%	100%	100%	100%	NR	NR	NR <sup>4</sup>																		



Abbreviations: NA= not applicable; NR= no report; HepB BD= birth dose within 24 hours; HepB3= at least 3 doses of HepB vaccine; HBsAg= HepB surface antigen. Data Compiled by APAVH 2019: WHO WPRO Hepatitis B control: country profile 2017<sup>1</sup>, Western Pacific Country Health Information Profiles 2011 Revision<sup>2</sup>, NationMaster Country Profiles<sup>3</sup>, WHO Vaccine-Preventable Diseases: Monitoring System. 2019 global summary Official Country Estimates<sup>4</sup>, Global Cancer Observatory: Cancer Today-IARC<sup>5</sup>, Western Pacific Regional Plan for Hepatitis B control through Immunization<sup>6</sup>, Progress Toward Hepatitis B Control and Elimination of Mother-to-Child Transmission of Hepatitis B Virus — Western Pacific Region, 2005–2017<sup>7</sup>, WHO West Pacific Region Health Information and Intelligence Platform (HIIP): Immunization Coverage<sup>8</sup>, National Immunization Data — EPI summaries by country<sup>9</sup>

National Policies on Hepatitis B Screening for Pregnant Women	
Mandatory HepB screening in all pregnant women (Y/N)	
-If Y, mandatory reporting of HBs-Ag positive pregnant women to public health department (Y/N)	
HBIG administered with HepB BD to infants born to HBsAg positive women (Y/N)	
- If Y, is it free? (Y/N)	

National Policies on Hepatitis B Immunization <sup>9</sup>	
Universal newborn HepB immunization (Y/N) <sup>9</sup>	Y
- If Y, year introduced <sup>9</sup>	1997
-HepB3 nationwide <sup>9</sup>	NR
-Free for all newborns (Y/N)	
-If free, state year introduced:	
Catch-up immunization program for unvaccinated children (Y/N)	
- If Y, year introduced	
-Free for all unvaccinated children (Y/N)	
-If free, state year introduced:	
Immunization program for health care workers (Y/N)	
- If Y, year introduced	
-Free for all health care workers(Y/N)	
-If free, state year introduced:	
HepB newborn immunization included in multiyear plan for EPI (Y/N)	
HepB BD in schedule (Y/N) <sup>9</sup>	Y
Systems to monitor HepB BD <sup>9</sup>	NR
Systems to deliver HepB BD <sup>9</sup>	NR
HepB vaccine funding other than country government (Y/N)	
-If Y, please specify funding source:	



National Policies on Chronic Hepatitis B Treatment	
Treatment for chronic HBV infection covered (Y/N)	
- If Y, year introduced	
-Interferon (Y/N)	
-Oral antiviral (Y/N)	

Certification Status <sup>1</sup>	
Year certification report received	
Year certification panel convened	May 2015
Year certification approved	Jun 2016
Approved with prevalence <1% or <2%?	<1% in children

Abbreviations: NA= not applicable; NR= no report; HepB BD= birth dose within 24 hours; HepB3= at least 3 doses of HepB vaccine; HBsAg= HepB surface antigen. Data Compiled by APAVH 2019: WHO WPRO Hepatitis B control: country profile 2017<sup>1</sup>, Western Pacific Country Health Information Profiles 2011 Revision<sup>2</sup>, NationMaster Country Profiles<sup>3</sup>, WHO Vaccine-Preventable Diseases: Monitoring System. 2019 global summary Official Country Estimates<sup>4</sup>, Global Cancer Observatory: Cancer Today-IARC<sup>5</sup>, Western Pacific Regional Plan for Hepatitis B control through Immunization<sup>6</sup>, Progress Toward Hepatitis B Control and Elimination of Mother-to-Child Transmission of Hepatitis B Virus — Western Pacific Region, 2005–2017<sup>7</sup>, WHO West Pacific Region Health Information and Intelligence Platform (HIIP): Immunization Coverage<sup>8</sup>, National Immunization Data – EPI summaries by country<sup>9</sup>