

Country Demographics ^{1,2,3}	
Total population (2017) ¹	5,708,844
Urban population (% of total, 2016) ¹	100%
Health expenditure per capita (\$US, 2016) ²	\$2,462.4
Health expenditure, total (% of GDP, 2016) ²	4.5%
Total births (2017) ²	49,793
Surviving infants (2017) ²	49,700
Life expectancy at birth (years, 2017) ²	82.9 yrs
Number of districts (2013) ³	0

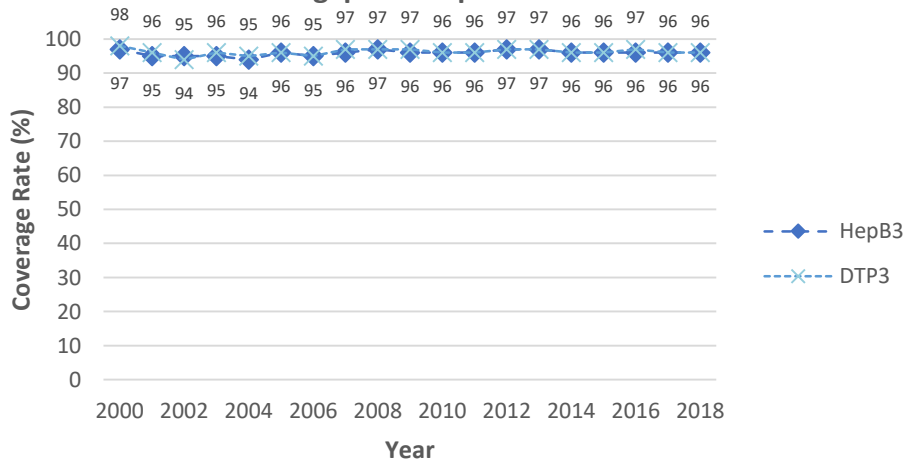
HBsAg Prevalence ⁶	
Pre-vaccine HBsAg+ (%)	5%

Liver Cancer as Cause of Cancer Death (in Men) ⁵	
Year: 2018	Ranking: 3

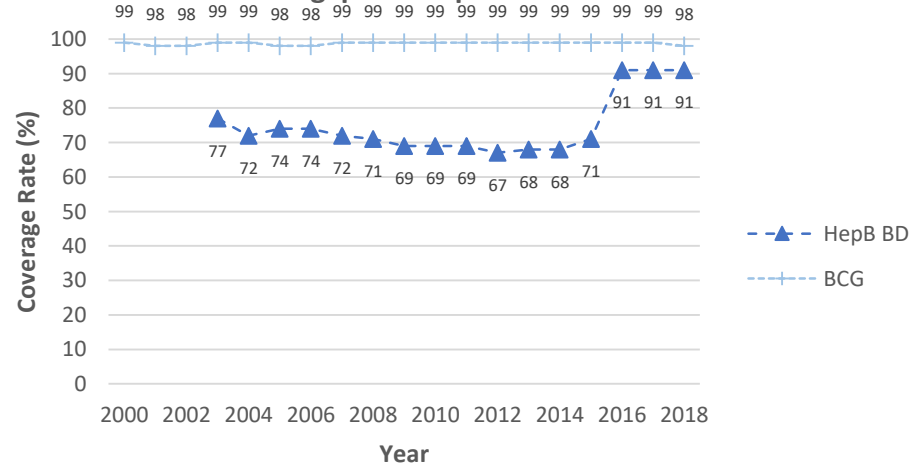
2018 Country Comparison in Western Pacific Region (37 Member States/Areas) ⁴				
	Singapore	Number of member states with WHO-UNICEF estimated coverage	Highest WHO-UNICEF estimated coverage in WPR	Lowest WHO-UNICEF estimated coverage in WPR
HepB3 ⁴	96%	26	99% (Brunei Darussalam, China, Cook Islands, Fiji, Malaysia, Mongolia, Niue)	34% (Samoa)
HepB BD ⁴	91%	24	99% (Brunei Darussalam, Cook Islands, Palau, Tuvalu)	25% (Papua New Guinea)

Hepatitis B Immunization Coverage ⁴																			
	2000	2001	2002	2003	2004	2005	2006	2007	2008	2009	2010	2011	2012	2013	2014	2015	2016	2017	2018
HepB3 ⁴	97%	95%	95%	95%	94%	96%	95%	96%	97%	96%	96%	96%	97%	97%	96%	96%	96%	96%	96%
HepB BD ⁴	NR	NR	NR	77%	72%	74%	74%	72%	71%	69%	69%	69%	67%	68%	68%	71%	91%	91%	91%
DTP3 ⁴	98%	96%	94%	96%	95%	96%	95%	97%	97%	97%	96%	96%	97%	97%	96%	96%	97%	96%	96%
BCG ⁴	99%	98%	98%	99%	99%	98%	98%	99%	99%	99%	99%	99%	99%	99%	99%	99%	99%	99%	98%

Singapore: HepB3 vs. DTP3



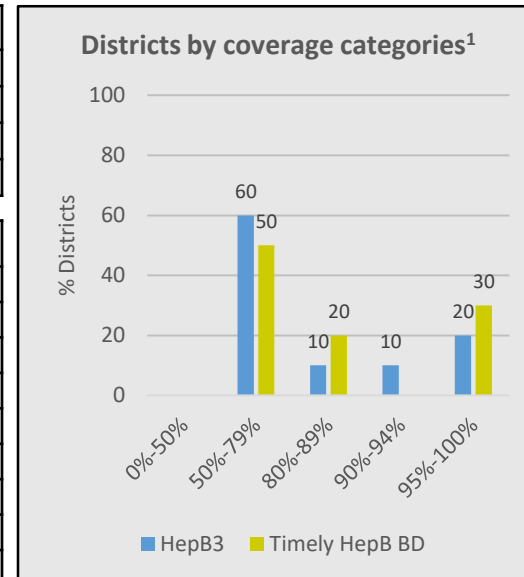
Singapore: HepB BD vs. BCG



Abbreviations: NA= not applicable; NR= no report; HepB BD= birth dose within 24 hours; HepB3= at least 3 doses of HepB vaccine; HBsAg= HepB surface antigen. Data Compiled by APAVH 2019: WHO WPRO Hepatitis B control: country profile 2017¹, World DataBank: World Development Indicators database², NationMaster Country Profiles³, WHO Vaccine-Preventable Diseases: Monitoring System. 2019 global summary WHO-UNICEF Estimates⁴, Global Cancer Observatory: Cancer Today-IARC⁵, Western Pacific Regional Plan for Hepatitis B control through Immunization⁶, National Immunization Data – EPI summaries by country⁷, WPRO TAG meeting 2013⁸

National Policies on Hepatitis B Screening for Pregnant Women	
Mandatory HepB screening in all pregnant women (Y/N) ⁸ -If Y, mandatory reporting of HBs-Ag positive pregnant women to public health department (Y/N)	Y
HBIG administered with HepB BD to infants born to HBsAg positive women (Y/N) ⁸ - If Y, is it free? (Y/N)	Y

National Policies on Hepatitis B Immunization ⁷	
Universal newborn HepB immunization (Y/N) ⁷ - If Y, year introduced ⁷ -HepB3 nationwide ⁷ -Free for all newborns (Y/N) -If free, state year introduced:	Y
	1985
	1987
Catch-up immunization program for unvaccinated children (Y/N) ⁸ - If Y, year introduced ⁸ -Free for all unvaccinated children (Y/N) -If free, state year introduced:	Y
	2001
Immunization program for health care workers (Y/N) - If Y, year introduced -Free for all health care workers(Y/N) -If free, state year introduced:	Y
HepB newborn immunization included in multiyear plan for EPI (Y/N) ⁸	Y
HepB BD in schedule (Y/N) ⁷	Y
Systems to monitor HepB BD ⁷	Hospitals
Systems to deliver HepB BD ⁷	Hospitals, HCs
HepB vaccine funding other than country government (Y/N) -If Y, please specify funding source:	



National Policies on Chronic Hepatitis B Treatment	
Treatment for chronic HBV infection covered (Y/N) ⁸ - If Y, year introduced -Interferon (Y/N) -Oral antiviral (Y/N)	Y

Certification Status ¹	
Year certification report received	
Year certification panel convened	Apr 2015
Year certification approved	Oct 2015
Approved with prevalence <1% or <2%?	<1% in children