

Country Demographics <sup>1,2,3,8</sup>	
Total population (2020) <sup>8</sup>	203,774
Urban population (% of total, 2020) <sup>8</sup>	17.9%
Health expenditure per capita (\$US, 2017) <sup>2</sup>	\$233.07
Health expenditure, total (% of GDP, 2017) <sup>2</sup>	5.48%
Total births (2019) <sup>1</sup>	4,774
Surviving infants (2019) <sup>1</sup>	4,712
Life expectancy at birth (years, 2018) <sup>2</sup>	73.2 yrs
Number of districts (2013) <sup>3</sup>	9

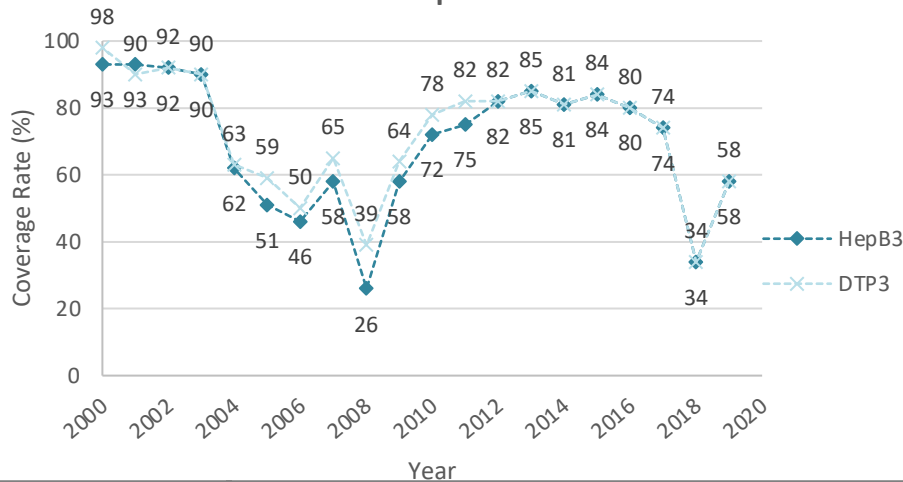
HBsAg Prevalence <sup>6</sup>	
Pre-vaccine HBsAG+ (%)	6%

Liver Cancer as Cause of Cancer Death (in Men) <sup>5</sup>	
Year: 2018	Ranking: 5

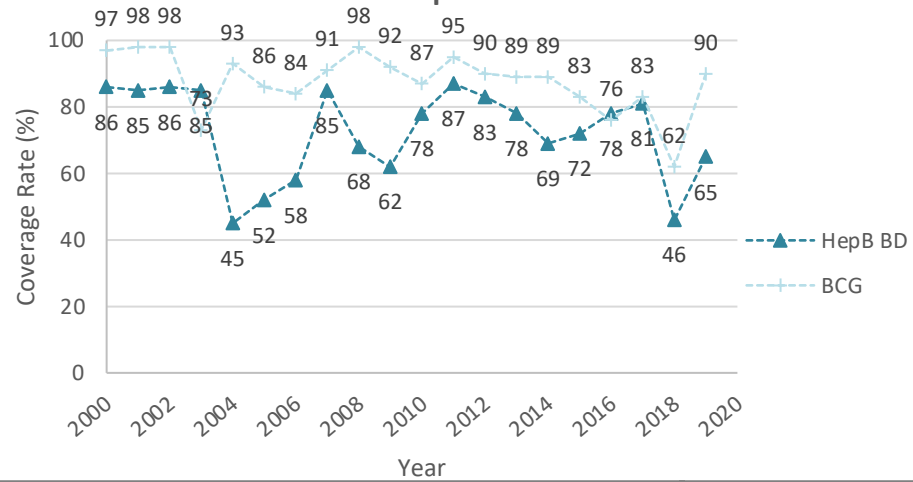
2019 Country Comparison in Western Pacific Region (37 Member States/Areas) <sup>4</sup>				
	Samoa	Number of member states with WHO-UNICEF estimated coverage	Highest WHO-UNICEF estimated coverage in WPR	Lowest WHO-UNICEF estimated coverage in WPR
HepB3 <sup>4</sup>	58%	27	99% (Brunei Darussalam, China, Fiji, Japan, Niue, Tonga)	35% (Papua New Guinea)
HepB BD <sup>4</sup>	65%	24	99% (Brunei Darussalam, Cook Islands, Fiji, Kiribati, Malaysia, Nauru, Niue Palau, Tonga)	25% (Papua New Guinea)

Hepatitis B Immunization Coverage <sup>4</sup>																				
	2000	2001	2002	2003	2004	2005	2006	2007	2008	2009	2010	2011	2012	2013	2014	2015	2016	2017	2018	2019
HepB3 <sup>4</sup>	93%	93%	92%	90%	62%	51%	46%	58%	26%	58%	72%	75%	82%	85%	81%	84%	80%	74%	34%	58%
HepB BD <sup>4</sup>	86%	85%	86%	66%	45%	52%	58%	85%	68%	62%	78%	87%	83%	78%	69%	72%	77%	81%	46%	65%
DTP3 <sup>4</sup>	98%	90%	92%	90%	63%	59%	50%	65%	39%	64%	78%	82%	82%	85%	81%	84%	80%	74%	34%	58%
BCG <sup>4</sup>	97%	98%	98%	73%	93%	86%	84%	91%	98%	92%	87%	95%	90%	89%	89%	83%	76%	83%	62%	90%

Samoa: HepB3 vs. DTP3



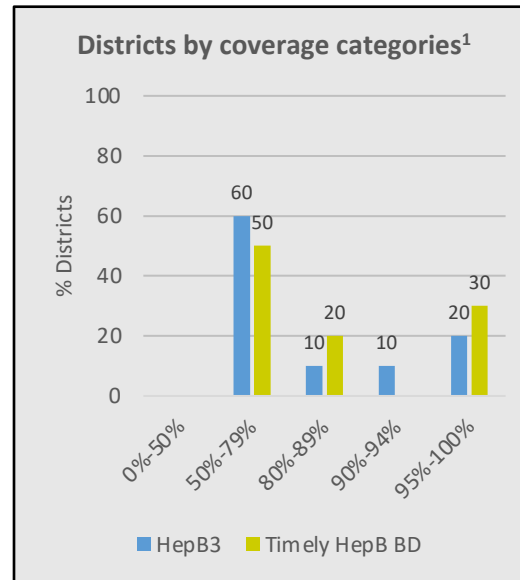
Samoa: HepB BD vs. BCG



Abbreviations: NA= not applicable; NR= no report; HepB BD= birth dose within 24 hours; HepB3= at least 3 doses of HepB vaccine; HBsAg= HepB surface antigen. Data Compiled by APAVH 2019; WHO WPRO Hepatitis B control: country profile 2017<sup>1</sup>, World DataBank: World Development Indicators database<sup>2</sup>, Immunization Summary: A statistical reference containing data through 2013<sup>3</sup>, WHO Vaccine-Preventable Diseases: Monitoring System. 2019 global summary WHO-UNICEF Estimates<sup>4</sup>, Global Cancer Observatory: Cancer Today-IARC<sup>5</sup>, Western Pacific Regional Plan for Hepatitis B control through Immunization<sup>6</sup>, National Immunization Data – EPI summaries by country<sup>7</sup>, CIA The World Factbook<sup>8</sup>

National Policies on Hepatitis B Screening for Pregnant Women	
Mandatory HepB screening in all pregnant women (Y/N)	
-If Y, mandatory reporting of HBs-Ag positive pregnant women to public health department (Y/N)	
HBIG administered with HepB BD to infants born to HBsAg positive women (Y/N)	
- If Y, is it free? (Y/N)	

National Policies on Hepatitis B Immunization <sup>7</sup>	
Universal newborn HepB immunization (Y/N) <sup>7</sup>	Y
- If Y, year introduced <sup>7</sup>	1990
-HepB3 nationwide <sup>7</sup>	NR
-Free for all newborns (Y/N)	
-If free, state year introduced:	
Catch-up immunization program for unvaccinated children (Y/N)	
- If Y, year introduced	
-Free for all unvaccinated children (Y/N)	
-If free, state year introduced:	
Immunization program for health care workers (Y/N)	
- If Y, year introduced	
-Free for all health care workers(Y/N)	
-If free, state year introduced:	
HepB newborn immunization included in multiyear plan for EPI (Y/N)	
HepB BD in schedule (Y/N) <sup>7</sup>	Y
Systems to monitor HepB BD <sup>7</sup>	Hospitals, HCs, Homes
Systems to deliver HepB BD <sup>7</sup>	Hospitals, HCs, Homes
HepB vaccine funding other than country government (Y/N)	
-If Y, please specify funding source:	



National Policies on Chronic Hepatitis B Treatment	
Treatment for chronic HBV infection covered (Y/N)	
- If Y, year introduced	
-Interferon (Y/N)	
-Oral antiviral (Y/N)	

Certification Status <sup>1</sup>	
Year certification report received	Pending (2017)
Year certification panel convened	NR
Year certification approved	NR
Approved with prevalence <1% or <2%?	NR

Abbreviations: NA= not applicable; NR= no report; HepB BD= birth dose within 24 hours; HepB3= at least 3 doses of HepB vaccine; HBsAg= HepB surface antigen. Data Compiled by APAVH 2019: WHO WPRO Hepatitis B control: country profile 2017<sup>1</sup>, World DataBank: World Development Indicators database<sup>2</sup>, Immunization Summary: A statistical reference containing data through 2013<sup>3</sup>, WHO Vaccine-Preventable Diseases: Monitoring System. 2019 global summary WHO-UNICEF Estimates<sup>4</sup>, Global Cancer Observatory: Cancer Today-IARC<sup>5</sup>, Western Pacific Regional Plan for Hepatitis B control through Immunization<sup>6</sup>, National Immunization Data – EPI summaries by country<sup>7</sup>