

Country Demographics ^{1,2,3,10}	
Total population (2020) ¹⁰	285,498
Urban population (% of total, 2020) ¹⁰	71.9%
Health expenditure per capita (\$US, 2016) ²	NR
Health expenditure, total (% of GDP, 2016) ²	NR
Total births (2019) ¹	3,953
Surviving infants (2019) ¹	3,909
Life expectancy at birth (years, 2017) ²	77.1 yrs
Number of districts (2012) ³	3 provinces

HBsAg Prevalence ⁶	
Pre-vaccine HBsAg+ (%)	6%

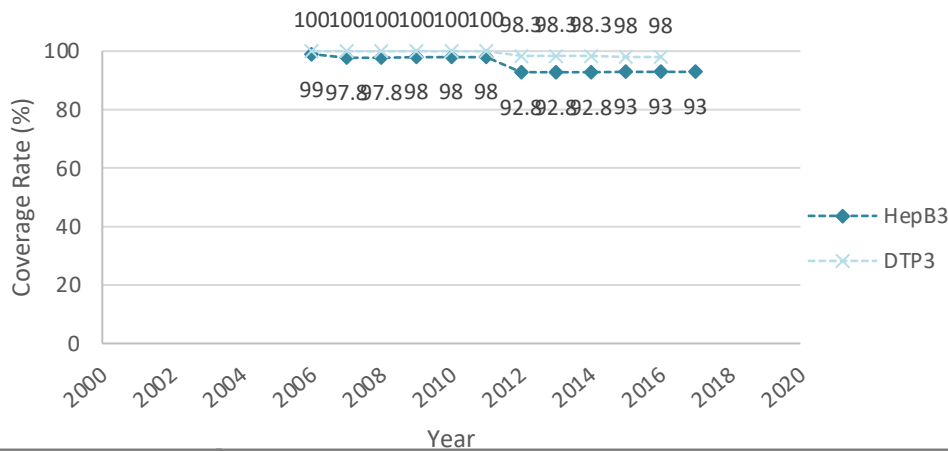
Liver Cancer as Cause of Cancer Death (in Men) ⁵	
Year: 2018	Ranking: 4

2019 Country Comparison in Western Pacific Region (37 Member States/Areas) ⁴				
	New Caledonia	Number of member states with WHO-UNICEF estimated coverage	Highest WHO-UNICEF estimated coverage in WPR	Lowest WHO-UNICEF estimated coverage in WPR
HepB3 ⁴	NR	27	99% (Brunei Darussalam, China, Fiji, Japan, Niue, Tonga)	35% (Papua New Guinea)
HepB BD ⁴	NR	24	99% (Brunei Darussalam, Cook Islands, Fiji, Kiribati, Malaysia, Nauru, Niue Palau, Tonga)	25% (Papua New Guinea)

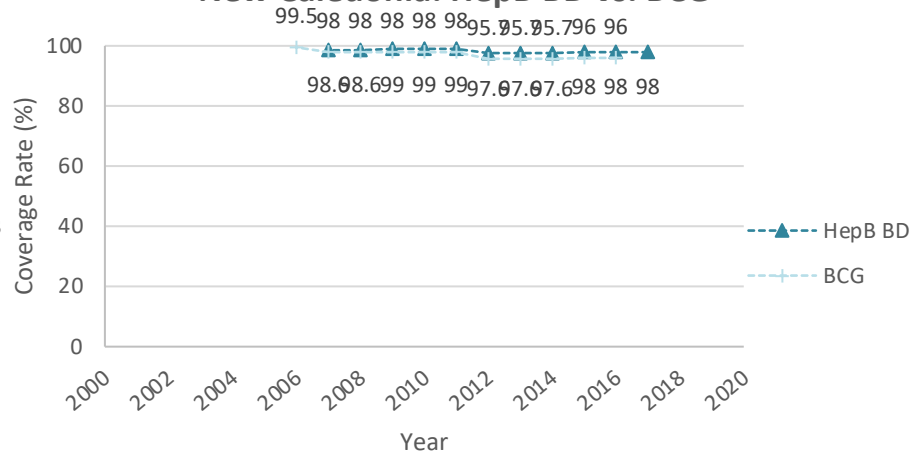
Hepatitis B Immunization Coverage ^{4,7,8}																				
	2000	2001	2002	2003	2004	2005	2006	2007	2008	2009	2010	2011	2012	2013	2014	2015	2016	2017	2018	2019
HepB3 ⁷	NR	NR	NR	NR	NR	NR	99%	97.8%	97.8%	98%	98%	98%	92.8%	92.8%	92.8%	93%	93%	93% ⁸	NR ⁴	NR
HepB BD ⁷	NR	NR	NR	NR	NR	NR	NR	98.6%	98.6%	99%	99%	99%	97.6%	97.6%	97.6%	98%	98%	98% ⁸	NR ⁴	NR
DTP3 ⁷	NR	NR	NR	NR	NR	NR	100%	100%	100%	100%	100%	100%	98.3%	98.3%	98.3%	98%	98%	NR	NR ⁴	NR
BCG ⁷	NR	NR	NR	NR	NR	NR	99.5%	98%	98%	98%	98%	98%	95.7%	95.7%	95.7%	96%	96%	NR	NR ⁴	NR

*These are official country estimates, not WHO-UNICEF estimates.

New Caledonia: HepB3 vs. DTP3



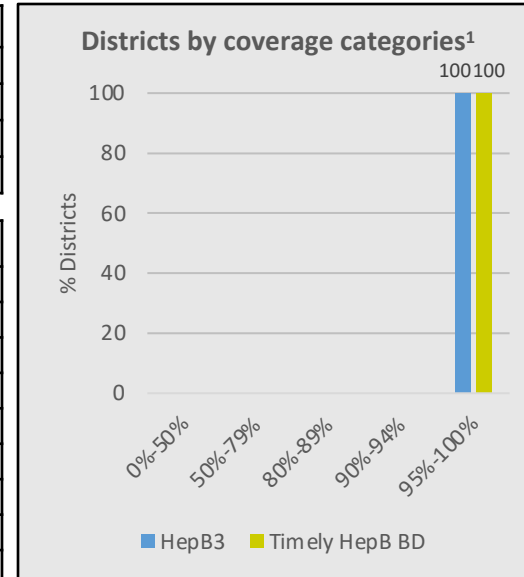
New Caledonia: HepB BD vs. BCG



Abbreviations: NA= not applicable; NR= no report; HepB BD= birth dose within 24 hours; HepB3= at least 3 doses of HepB vaccine; HBsAg= HepB surface antigen. Data Compiled by APAVH 2019: WHO WPRO Hepatitis B control: country profile 2017³, World DataBank: World Development Indicators database², NationMaster Country Profiles⁵, WHO Vaccine-Preventable Diseases: Monitoring System. 2019 global summary Official Country Estimates⁴, Global Cancer Observatory: Cancer Today-IARC⁵, Western Pacific Regional Plan for Hepatitis B control through Immunization⁶, WHO West Pacific Region Health Information and Intelligence Platform (HIIP): Immunization Coverage⁷, Progress Toward Hepatitis B Control and Elimination of Mother-to-Child Transmission of Hepatitis B Virus — Western Pacific Region, 2005–2017⁸, National Immunization Data – EPI summaries by country⁹, Worldometer, New Caledonia 2020¹⁰

National Policies on Hepatitis B Screening for Pregnant Women	
Mandatory HepB screening in all pregnant women (Y/N)	
-If Y, mandatory reporting of HBs-Ag positive pregnant women to public health department (Y/N)	
HBIG administered with HepB BD to infants born to HBsAg positive women (Y/N)	
- If Y, is it free? (Y/N)	

National Policies on Hepatitis B Immunization ⁹	
Universal newborn HepB immunization (Y/N) ⁹	Y
- If Y, year introduced ⁹	1989
-HepB3 nationwide ⁹	NR
-Free for all newborns (Y/N)	
-If free, state year introduced:	
Catch-up immunization program for unvaccinated children (Y/N)	
- If Y, year introduced	
-Free for all unvaccinated children (Y/N)	
-If free, state year introduced:	
Immunization program for health care workers (Y/N)	
- If Y, year introduced	
-Free for all health care workers(Y/N)	
-If free, state year introduced:	
HepB newborn immunization included in multiyear plan for EPI (Y/N)	
HepB BD in schedule (Y/N) ⁹	Y
Systems to monitor HepB BD ⁹	Hospitals, HCs, Homes
Systems to deliver HepB BD ⁹	Hospitals, HCs, Homes
HepB vaccine funding other than country government (Y/N)	
-If Y, please specify funding source:	



National Policies on Chronic Hepatitis B Treatment	
Treatment for chronic HBV infection covered (Y/N)	
- If Y, year introduced	
-Interferon (Y/N)	
-Oral antiviral (Y/N)	

Certification Status ¹	
Year certification report received	Pending (2017)
Year certification panel convened	NR
Year certification approved	NR
Approved with prevalence <1% or <2%?	NR