

Country Demographics <sup>1,2,3,9</sup>	
Total population (2020) <sup>9</sup>	32,365,999
Urban population (% of total, 2020) <sup>9</sup>	78.4%
Health expenditure per capita (\$US, 2017) <sup>2</sup>	\$384.07
Health expenditure, total (% of GDP, 2017) <sup>2</sup>	3.86%
Total births (2019) <sup>1</sup>	530,698
Surviving infants (2019) <sup>1</sup>	527,692
Life expectancy at birth (years, 2020) <sup>9</sup>	76.65 yrs
Number of districts (2013) <sup>3</sup>	142

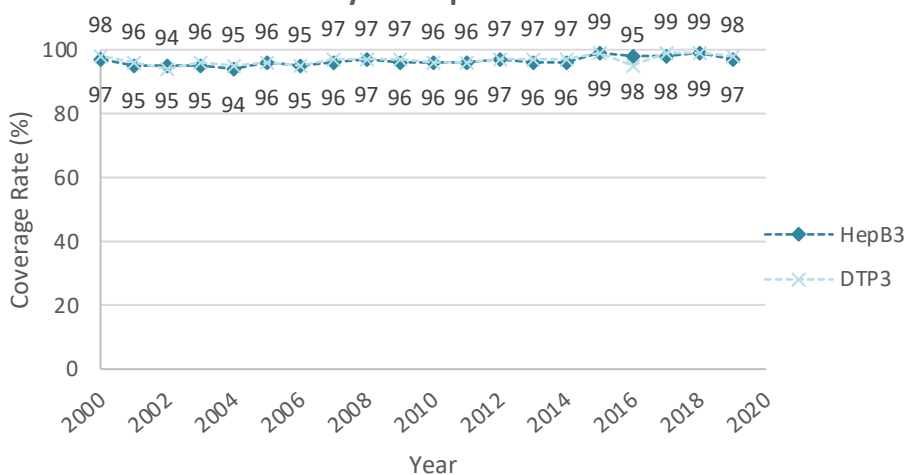
HBsAg Prevalence <sup>6</sup>	
Pre-vaccine HBsAg+ (%)	5%

Liver Cancer as Cause of Cancer Death (in Men) <sup>5</sup>	
Year: 2018	Ranking: 3

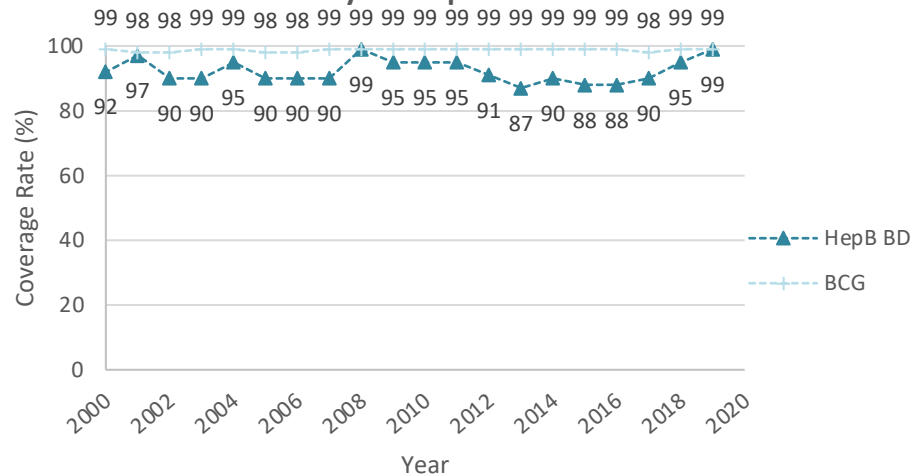
2019 Country Comparison in Western Pacific Region (37 Member States/Areas) <sup>4</sup>				
	Malaysia	Number of member states with WHO-UNICEF estimated coverage	Highest WHO-UNICEF estimated coverage in WPR	Lowest WHO-UNICEF estimated coverage in WPR
HepB3 <sup>4</sup>	97%	27	99% (Brunei Darussalam, China, Fiji, Japan, Niue, Tonga)	35% (Papua New Guinea)
HepB BD <sup>4</sup>	99%	24	99% (Brunei Darussalam, Cook Islands, Fiji, Kiribati, Malaysia, Nauru, Niue, Palau, Tonga)	25% (Papua New Guinea)

Hepatitis B Immunization Coverage <sup>4</sup>																				
	2000	2001	2002	2003	2004	2005	2006	2007	2008	2009	2010	2011	2012	2013	2014	2015	2016	2017	2018	2019
HepB3 <sup>4</sup>	97%	95%	95%	95%	94%	96%	95%	96%	97%	96%	96%	96%	97%	96%	96%	99%	98%	98%	99%	97%
HepB BD <sup>4</sup>	92%	97%	90%	90%	95%	90%	90%	90%	99%	95%	95%	95%	91%	87%	90%	88%	88%	90%	95%	99%
DTP3 <sup>4</sup>	98%	96%	94%	96%	95%	96%	95%	97%	97%	97%	96%	96%	97%	97%	97%	99%	95%	99%	99%	98%
BCG <sup>4</sup>	99%	98%	98%	99%	99%	98%	98%	99%	99%	99%	99%	99%	99%	99%	99%	99%	99%	98%	98%	99%

Malaysia: HepB3 vs. DTP3



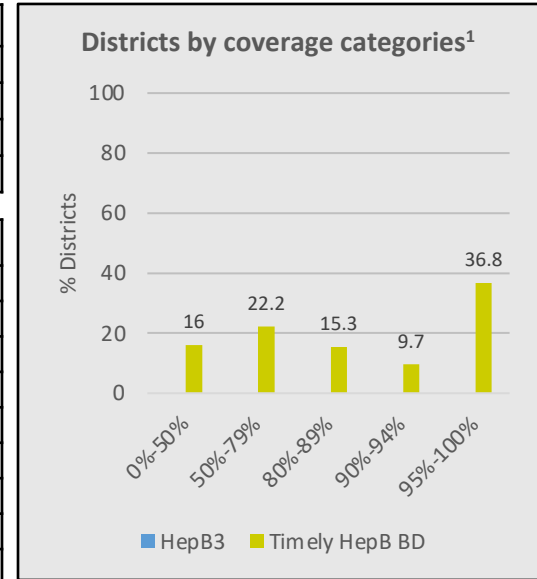
Malaysia: HepB BD vs. BCG



Abbreviations: NA= not applicable; NR= no report; HepB BD= birth dose within 24 hours; HepB3= at least 3 doses of HepB vaccine; HBsAg= HepB surface antigen. Data Compiled by APAVH 2020: WHO WPRO Hepatitis B control: country profile 2019<sup>1</sup>, World DataBank: World Development Indicators database<sup>2</sup>, Immunization Summary: A statistical reference containing data through 2013<sup>3</sup>, WHO Vaccine-Preventable Diseases: Monitoring System. 2019 global summary WHO-UNICEF estimates<sup>4</sup>, Global Cancer Observatory: Cancer Today-IARC<sup>5</sup>, Western Pacific Regional Plan for Hepatitis B control through Immunization<sup>6</sup>, National Immunization Data – EPI summaries by country<sup>7</sup>, WPRO TAG meeting 2013<sup>8</sup>, Worldometer, Malaysia 2020<sup>9</sup>

National Policies on Hepatitis B Screening for Pregnant Women	
Mandatory HepB screening in all pregnant women (Y/N) <sup>8</sup> - If Y, mandatory reporting of HBs-Ag positive pregnant women to public health department (Y/N)	N
HBIG administered with HepB BD to infants born to HBsAg positive women (Y/N) <sup>8</sup> - If Y, is it free? (Y/N) <sup>8</sup>	Y Y

National Policies on Hepatitis B Immunization <sup>7</sup>	
Universal newborn HepB immunization (Y/N) <sup>7</sup> - If Y, year introduced <sup>7</sup> -HepB3 nationwide <sup>7</sup> -Free for all newborns (Y/N) <sup>8</sup> -If free, state year introduced: <sup>8</sup>	Y 1989 1989 Y 1989
Catch-up immunization program for unvaccinated children (Y/N) <sup>8</sup> - If Y, year introduced -Free for all unvaccinated children (Y/N) -If free, state year introduced:	N
Immunization program for health care workers (Y/N) <sup>8</sup> - If Y, year introduced <sup>8</sup> -Free for all health care workers(Y/N) <sup>8</sup> -If free, state year introduced:	Y 1989 Y
HepB newborn immunization included in multiyear plan for EPI (Y/N) <sup>8</sup>	Y
HepB BD in schedule (Y/N) <sup>7</sup>	Y
Systems to monitor HepB BD <sup>7</sup>	Hospitals, HCs, Homes
Systems to deliver HepB BD <sup>7</sup>	Hospitals, HCs, Homes
HepB vaccine funding other than country government (Y/N) <sup>8</sup> -If Y, please specify funding source:	N



National Policies on Chronic Hepatitis B Treatment	
Treatment for chronic HBV infection covered (Y/N) <sup>8</sup> - If Y, year introduced <sup>8</sup> -Interferon (Y/N) <sup>8</sup> -Oral antiviral (Y/N) <sup>8</sup>	Y 1989 N N

Certification Status <sup>1</sup>	
Year certification report received	
Year certification panel convened	Mar 2011
Year certification approved	Jul 2011
Approved with prevalence <1% or <2%?	<1% in children

Abbreviations: NA= not applicable; NR= no report; HepB BD= birth dose within 24 hours; HepB3= at least 3 doses of HepB vaccine; HBsAg= HepB surface antigen. Data Compiled by APAVH 2020: WHO WPRO Hepatitis B control: country profile 2019<sup>1</sup>, World DataBank: World Development Indicators database<sup>2</sup>, Immunization Summary: A statistical reference containing data through 2013<sup>3</sup>, WHO Vaccine-Preventable Diseases: Monitoring System. 2020 global summary WHO-UNICEF estimates<sup>4</sup>, Global Cancer Observatory: Cancer Today-IARC<sup>5</sup>, Western Pacific Regional Plan for Hepatitis B control through Immunization<sup>6</sup>, National Immunization Data – EPI summaries by country<sup>7</sup>, WPRO TAG meeting 2013<sup>8</sup>