

Country Demographics ^{1,2,3,9}	
Total population (2020) ⁹	7,275,560
Urban population (% of total, 2020) ⁹	35.7%
Health expenditure per capita (\$US, 2017) ²	\$62.12
Health expenditure, total (% of GDP, 2017) ²	2.53%
Total births (2019) ¹	165,690
Surviving infants (2019) ¹	159,590
Life expectancy at birth (years, 2020) ⁹	68.89 yrs
Number of districts (2013) ³	145

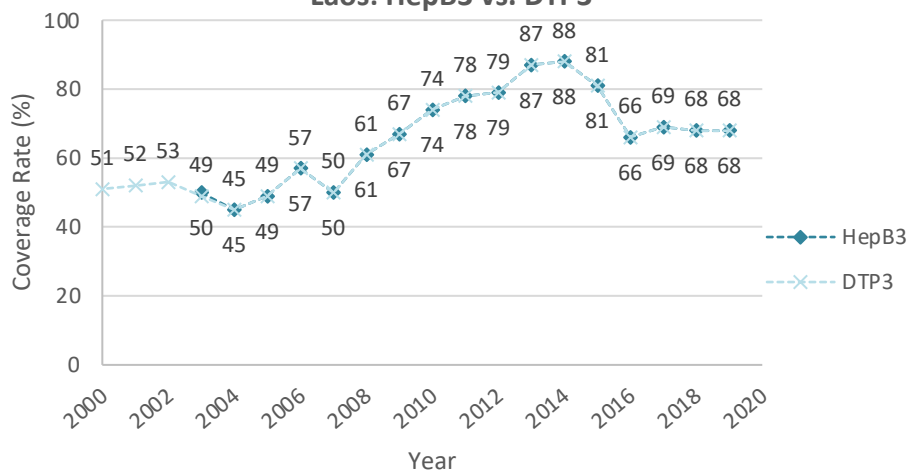
HBsAg Prevalence ⁶	
Pre-vaccine HBsAg+ (%)	8%

Liver Cancer as Cause of Cancer Death (in Men) ⁵	
Year: 2018	Ranking: 1

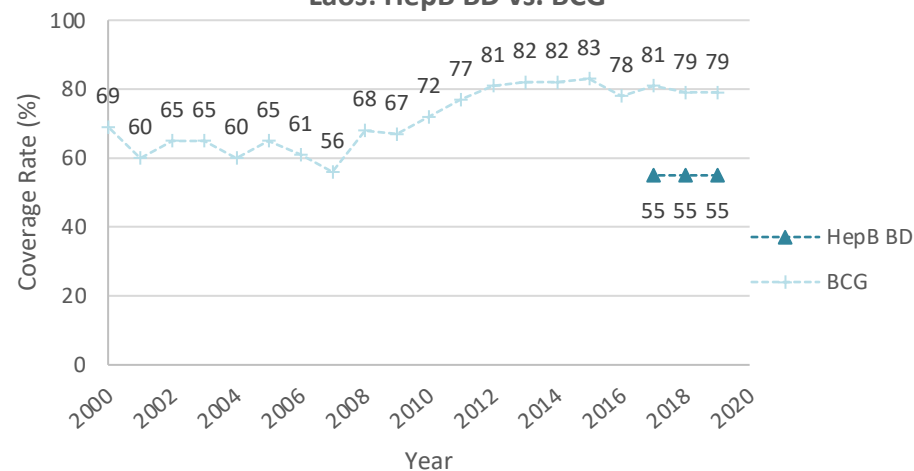
2019 Country Comparison in Western Pacific Region (37 Member States/Areas) ⁴				
	Lao PDR	Number of member states with WHO-UNICEF estimated coverage	Highest WHO-UNICEF estimated coverage in WPR	Lowest WHO-UNICEF estimated coverage in WPR
HepB3 ⁴	68%	27	99% (Brunei Darussalam, China, Fiji, Japan, Niue, Tonga)	35% (Papua New Guinea)
HepB BD ⁴	55%	24	99% (Brunei Darussalam, Cook Islands, Fiji, Kiribati, Malaysia, Nauru, Niue, Palau, Tonga)	25% (Papua New Guinea)

Hepatitis B Immunization Coverage ^{4,7}																				
	2000	2001	2002	2003	2004	2005	2006	2007	2008	2009	2010	2011	2012	2013	2014	2015	2016	2017	2018	2019
HepB3 ⁴	NR	NR	NR	50%	45%	49%	57%	50%	61%	67%	74%	78%	79%	87%	88%	81%	66%	69%	68%	68%
HepB BD ⁴	NR	NR	NR	NR	NR	NR	NR	NR	NR	NR	NR	NR	NR	NR	NR	NR	NR	55%	55%	55%
DTP3 ⁴	51%	52%	53%	49%	45%	49%	57%	50%	61%	67%	74%	78%	79%	87%	88%	81%	66%	69%	68%	68%
BCG ⁴	69%	60%	65%	65%	60%	65%	61%	56%	68%	67%	72%	77%	81%	82%	82%	83%	78%	81%	79%	79%

Laos: HepB3 vs. DTP3



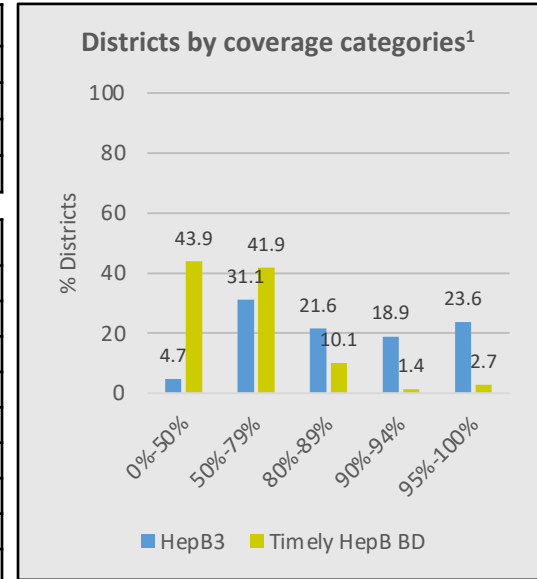
Laos: HepB BD vs. BCG



Abbreviations: NA= not applicable; NR= no report; HepB BD= birth dose within 24 hours; HepB3= at least 3 doses of HepB vaccine; HBsAg= HepB surface antigen. Data Compiled by APAVH 2020: WHO WPRO Hepatitis B control: country profile 2019¹, World DataBank: World Development Indicators database², Immunization Summary: A statistical reference containing data through 2013³, WHO Vaccine-Preventable Diseases: Monitoring System. 2020 global summary WHO-UNICEF estimates⁴, Global Cancer Observatory: Cancer Today-IARC⁵, Western Pacific Regional Plan for Hepatitis B control through Immunization⁶, National Immunization Data – EPI summaries by country⁷, WPRO TAG meeting 2013⁸, Worldometer, Laos 2020⁹

National Policies on Hepatitis B Screening for Pregnant Women	
Mandatory HepB screening in all pregnant women (Y/N) ⁸ - If Y, mandatory reporting of HBs-Ag positive pregnant women to public health department (Y/N)	N
HBIG administered with HepB BD to infants born to HBsAg positive women (Y/N) ⁸ - If Y, is it free? (Y/N)	N

National Policies on Hepatitis B Immunization ⁷	
Universal newborn HepB immunization (Y/N) ⁷ - If Y, year introduced ⁷ -HepB3 nationwide ⁷ -Free for all newborns (Y/N) -If free, state year introduced:	Y 2001 2004 Y
Catch-up immunization program for unvaccinated children (Y/N) - If Y, year introduced -Free for all unvaccinated children (Y/N) -If free, state year introduced:	N
Immunization program for health care workers (Y/N) - If Y, year introduced -Free for all health care workers(Y/N) -If free, state year introduced:	N
HepB newborn immunization included in multiyear plan for EPI (Y/N)	
HepB BD in schedule (Y/N) ⁷	Y
Systems to monitor HepB BD ⁷	Hospitals, HCs
Systems to deliver HepB BD ⁷	Hospitals, HCs
HepB vaccine funding other than country government (Y/N) ⁸ -If Y, please specify funding source:	Luxembourg Fund



National Policies on Chronic Hepatitis B Treatment	
Treatment for chronic HBV infection covered (Y/N) ⁸ - If Y, year introduced -Interferon (Y/N) -Oral antiviral (Y/N)	N

Certification Status ¹	
Year certification report received	Pending (2019)
Year certification panel convened	NR
Year certification approved	NR
Approved with prevalence <1% or <2%?	NR

Abbreviations: NA= not applicable; NR= no report; HepB BD= birth dose within 24 hours; HepB3= at least 3 doses of HepB vaccine; HBsAg= HepB surface antigen. Data Compiled by APAVH 2020: WHO WPRO Hepatitis B control: country profile 2019¹, World DataBank: World Development Indicators database², Immunization Summary: A statistical reference containing data through 2013³, WHO Vaccine-Preventable Diseases: Monitoring System. 2020 global summary WHO-UNICEF estimates⁴, Global Cancer Observatory: Cancer Today-IARC⁵, Western Pacific Regional Plan for Hepatitis B control through Immunization⁶, National Immunization Data – EPI summaries by country⁷, WPRO TAG meeting 2013⁸