

Country Demographics ^{1,2,3,8}	
Total population (2017) ¹	283,007
Urban population (% of total, 2016) ¹	56%
Health expenditure per capita (\$US, 2008) ⁸	\$3361.57
Health expenditure, total (% of GDP, 2008) ⁸	13.09%
Total births (2017) ¹	4,298
Surviving infants (2017) ¹	4,273
Life expectancy at birth (years, 2017) ²	77 yrs
Number of districts (2013) ³	5

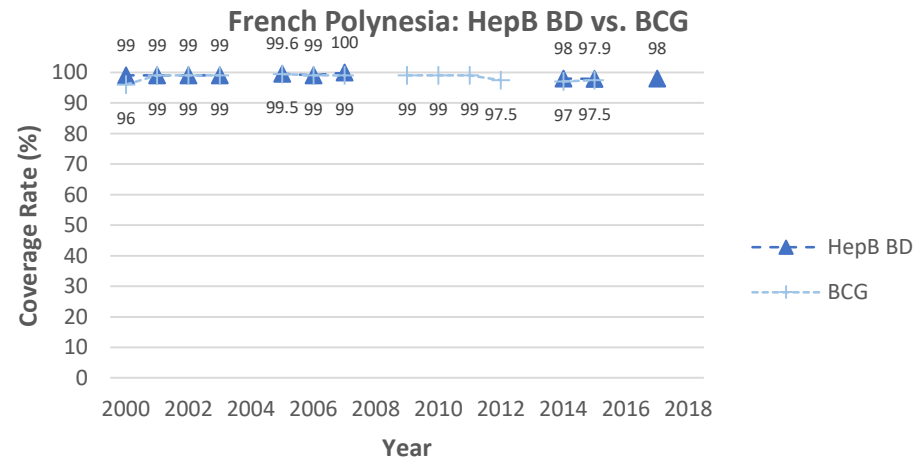
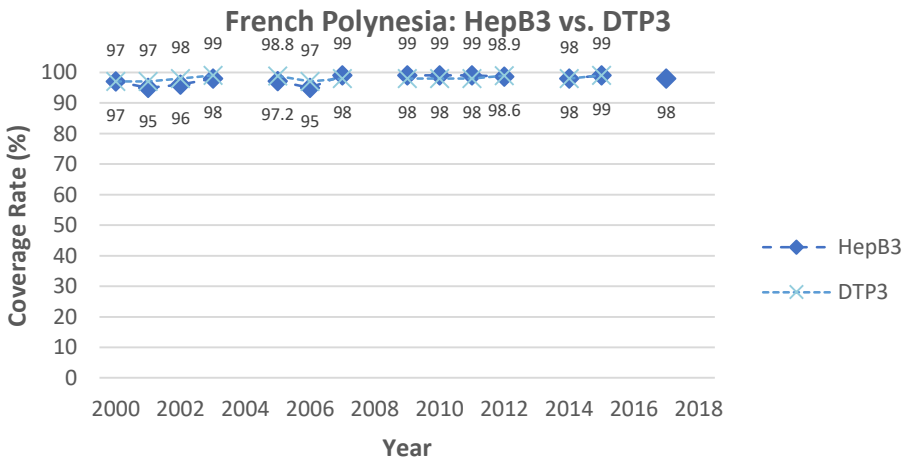
HBsAg Prevalence ⁶	
Pre-vaccine HBsAG+ (%)	3%

Liver Cancer as Cause of Cancer Death (in Men) ⁵	
Year: 2018	Ranking: 3

2018 Country Comparison in Western Pacific Region (37 Member States/Areas) ⁴				
	French Polynesia	Number of member states with WHO-UNICEF estimated coverage	Highest WHO-UNICEF estimated coverage in WPR	Lowest WHO-UNICEF estimated coverage in WPR
HepB3 ⁴	NR	26	99% (Brunei Darussalam, China, Cook Islands, Fiji, Malaysia, Mongolia, Niue)	34% (Samoa)
HepB BD ⁴	NR	24	99% (Brunei Darussalam, Cook Islands, Palau, Tuvalu)	25% (Papua New Guinea)

Hepatitis B Immunization Coverage ^{4, 7, 9}																			
	2000	2001	2002	2003	2004	2005	2006	2007	2008	2009	2010	2011	2012	2013	2014	2015	2016	2017	2018
HepB3 ⁷	97%	95%	96%	98%	NR	97.2%	95%	99%	NR	99%	99%	99%	98.6%	NR	98%	99%	NR	98% ⁹	NR ⁴
HepB BD ⁷	99%	99%	99%	99%	NR	99.6%	99%	100%	NR	NR	NR	NR	NR	NR	98%	97.9%	NR	98% ⁹	NR ⁴
DTP3 ⁷	97%	97%	98%	99%	NR	98.8%	97%	98%	NR	98%	98%	98%	98.9%	NR	98%	99%	NR	NR	NR ⁴
BCG ⁷	96%	99%	99%	99%	NR	99.5%	99%	99%	NR	99%	99%	99%	97.5%	NR	97%	97.5%	NR	NR	NR ⁴

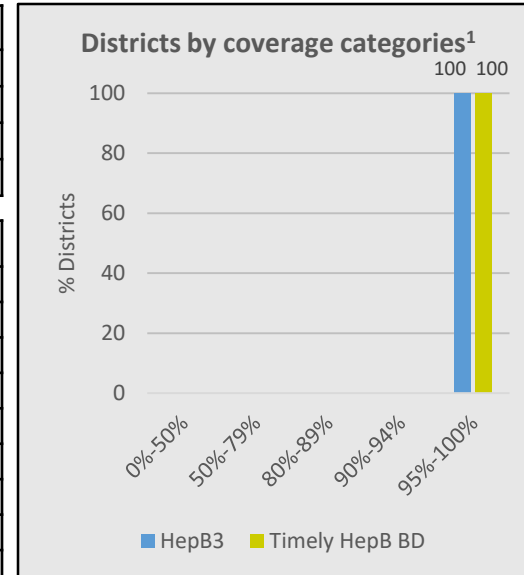
*These are official country estimates, not WHO-UNICEF estimates.



Abbreviations: NA= not applicable; NR= no report; HepB BD= birth dose within 24 hours; HepB3= at least 3 doses of HepB vaccine; HBsAg= HepB surface antigen. Data Compiled by APAVH 2019: WHO WPRO Hepatitis B control: country profile 2017⁷; World DataBank: World Development Indicators database²; NationMaster Country Profiles³; WHO Vaccine-Preventable Diseases: Monitoring System. 2019 global summary Official Country Estimates⁴; Global Cancer Observatory: Cancer Today-IARC⁵; Western Pacific Regional Plan for Hepatitis B control through Immunization⁶; WHO West Pacific Region Health Information and Intelligence Platform (HIIP): Immunization Coverage⁷; Western Pacific Country Health Information Profiles 2011 Revision⁸; Progress Toward Hepatitis B Control and Elimination of Mother-to-Child Transmission of Hepatitis B Virus — Western Pacific Region, 2005–2017⁹; National Immunization Data – EPI summaries by country¹⁰

National Policies on Hepatitis B Screening for Pregnant Women	
Mandatory HepB screening in all pregnant women (Y/N)	
-If Y, mandatory reporting of HBsAg positive pregnant women to public health department (Y/N)	
HBIG administered with HepB BD to infants born to HBsAg positive women (Y/N)	
- If Y, is it free? (Y/N)	

National Policies on Hepatitis B Immunization ¹⁰	
Universal newborn HepB immunization (Y/N) ¹⁰	Y
- If Y, year introduced ¹⁰	1990
-HepB3 nationwide ¹⁰	NR
-Free for all newborns (Y/N)	
-If free, state year introduced:	
Catch-up immunization program for unvaccinated children (Y/N)	
- If Y, year introduced	
-Free for all unvaccinated children (Y/N)	
-If free, state year introduced:	
Immunization program for health care workers (Y/N)	
- If Y, year introduced	
-Free for all health care workers(Y/N)	
-If free, state year introduced:	
HepB newborn immunization included in multiyear plan for EPI (Y/N)	
HepB BD in schedule (Y/N) ¹⁰	Y
Systems to monitor HepB BD ¹⁰	Hospitals, HCs
Systems to deliver HepB BD ¹⁰	Hospitals, HCs
HepB vaccine funding other than country government (Y/N)	
-If Y, please specify funding source:	



National Policies on Chronic Hepatitis B Treatment	
Treatment for chronic HBV infection covered (Y/N)	
- If Y, year introduced	
-Interferon (Y/N)	
-Oral antiviral (Y/N)	

Certification Status ¹	
Year certification report received	
Year certification panel convened	Feb 2016
Year certification approved	Sep 2016
Approved with prevalence <1% or <2%?	<1% in children