

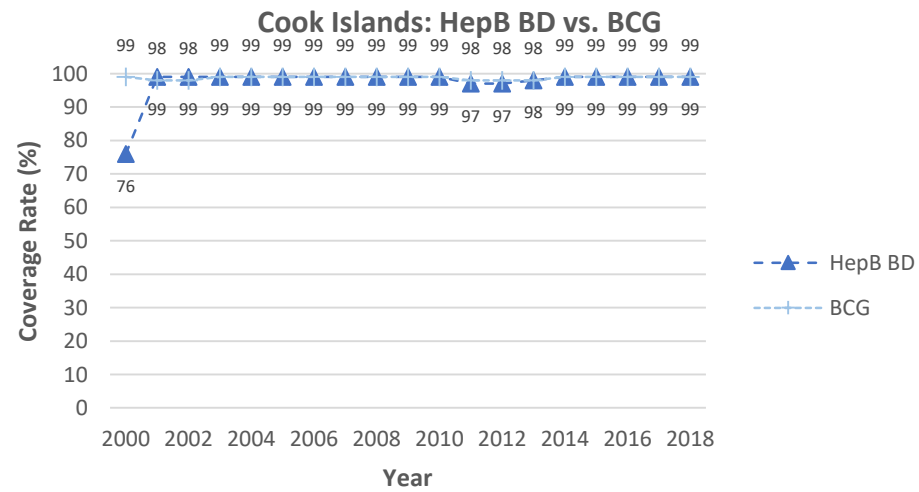
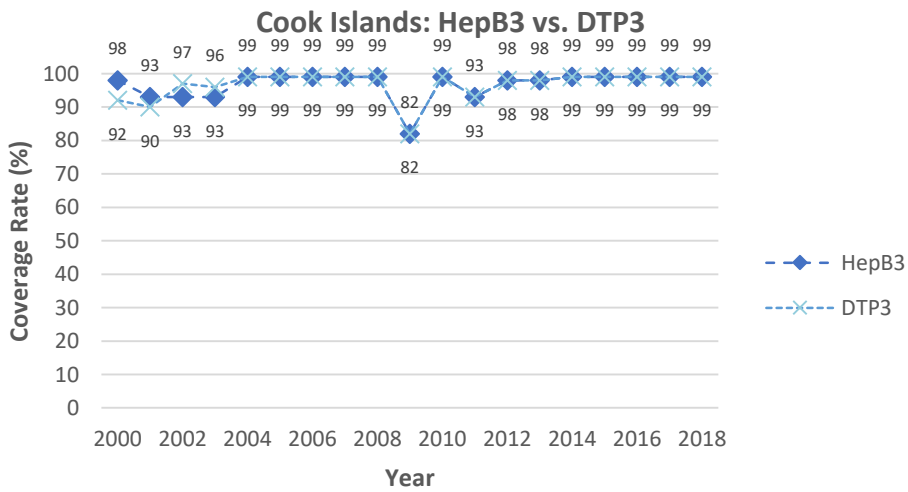
| Country Demographics ^{1,2,3,7} | |
|---|----------|
| Total population (2017) ¹ | 17,380 |
| Urban population (% of total, 2015) ¹ | 56% |
| Health expenditure per capita (\$US, 2009) ² | \$503.6 |
| Health expenditure, total (% of GDP, 2009) ² | 4.5% |
| Total births (2017) ¹ | 213 |
| Surviving infants (2017) ¹ | 211 |
| Life expectancy at birth (years, 2018) ⁷ | 76.2 yrs |
| Number of districts (2013) ³ | 13 |

| HBsAg Prevalence ⁶ | |
|-------------------------------|-----|
| Pre-vaccine HBsAg+ (%) | 10% |

| Liver Cancer as Cause of Cancer Death (in Men) ⁵ | |
|---|-------------|
| Year: 2018 | Ranking: NR |

| 2018 Country Comparison in Western Pacific Region (37 Member States/Areas) ⁴ | | | | |
|---|--------------|--|--|---|
| | Cook Islands | Number of member states with WHO-UNICEF estimated coverage | Highest WHO-UNICEF estimated coverage in WPR | Lowest WHO-UNICEF estimated coverage in WPR |
| HepB3 ⁴ | 99% | 26 | 99% (Brunei Darussalam, China, Cook Islands, Fiji, Malaysia, Mongolia, Niue) | 34% (Samoa) |
| HepB BD ⁴ | 99% | 24 | 99% (Brunei Darussalam, Cook Islands, Palau, Tuvalu) | 25% (Papua New Guinea) |

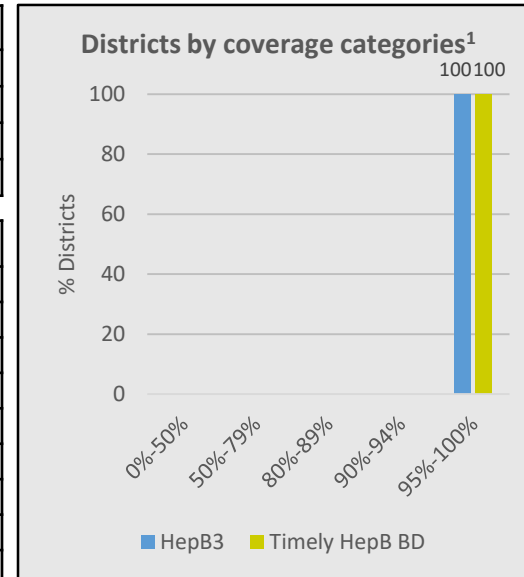
| Hepatitis B Immunization Coverage ⁴ | | | | | | | | | | | | | | | | | | | |
|--|------|------|------|------|------|------|------|------|------|------|------|------|------|------|------|------|------|------|------|
| | 2000 | 2001 | 2002 | 2003 | 2004 | 2005 | 2006 | 2007 | 2008 | 2009 | 2010 | 2011 | 2012 | 2013 | 2014 | 2015 | 2016 | 2017 | 2018 |
| HepB3 ⁴ | 98% | 93% | 93% | 93% | 99% | 99% | 99% | 99% | 99% | 82% | 99% | 93% | 98% | 98% | 99% | 99% | 99% | 99% | 99% |
| HepB BD ⁴ | 76% | 99% | 99% | 99% | 99% | 99% | 99% | 99% | 99% | 99% | 99% | 97% | 97% | 98% | 99% | 99% | 99% | 99% | 99% |
| DTP3 ⁴ | 92% | 90% | 97% | 96% | 99% | 99% | 99% | 99% | 99% | 82% | 99% | 93% | 98% | 98% | 99% | 99% | 99% | 99% | 99% |
| BCG ⁴ | 99% | 98% | 98% | 99% | 99% | 99% | 99% | 99% | 99% | 99% | 99% | 98% | 98% | 98% | 99% | 99% | 99% | 99% | 99% |



Abbreviations: NA= not applicable; NR= no report; HepB BD= birth dose within 24 hours; HepB3= at least 3 doses of HepB vaccine; HBsAg= HepB surface antigen. Data Compiled by APAVH 2019: WHO WPRO Hepatitis B control: country profile 2017¹, Western Pacific Country Health Information Profiles 2011 Revision², Immunization Summary: A statistical reference containing data through 2013³, WHO Vaccine-Preventable Diseases: Monitoring System. 2019 global summary WHO-UNICEF estimates⁴, Global Cancer Observatory: Cancer Today-IARC⁵, Western Pacific Regional Plan for Hepatitis B control through Immunization⁶, CIA The World Factbook⁷, National Immunization Data – EPI summaries by country⁸

| National Policies on Hepatitis B Screening for Pregnant Women | |
|--|--|
| Mandatory HepB screening in all pregnant women (Y/N) | |
| -If Y, mandatory reporting of HBs-Ag positive pregnant women to public health department (Y/N) | |
| HBIG administered with HepB BD to infants born to HBsAg positive women (Y/N) | |
| - If Y, is it free? (Y/N) | |

| National Policies on Hepatitis B Immunization ⁸ | |
|--|-----------------------|
| Universal newborn HepB immunization (Y/N) ⁸ | Y |
| - If Y, year introduced ⁸ | 1989 |
| -HepB3 nationwide ⁸ | NR |
| -Free for all newborns (Y/N) | |
| -If free, state year introduced: | |
| Catch-up immunization program for unvaccinated children (Y/N) | |
| - If Y, year introduced | |
| -Free for all unvaccinated children (Y/N) | |
| -If free, state year introduced: | |
| Immunization program for health care workers (Y/N) | |
| - If Y, year introduced | |
| -Free for all health care workers(Y/N) | |
| -If free, state year introduced: | |
| HepB newborn immunization included in multiyear plan for EPI (Y/N) | |
| HepB BD in schedule (Y/N) ⁸ | Y |
| Systems to monitor HepB BD ⁸ | Hospitals, HCs, Homes |
| Systems to deliver HepB BD ⁸ | Hospitals, HCs, Homes |
| HepB vaccine funding other than country government (Y/N) | |
| -If Y, please specify funding source: | |



| National Policies on Chronic Hepatitis B Treatment | |
|--|--|
| Treatment for chronic HBV infection covered (Y/N) | |
| - If Y, year introduced | |
| -Interferon (Y/N) | |
| -Oral antiviral (Y/N) | |

| Certification Status ¹ | |
|--------------------------------------|-----------------|
| Year certification report received | |
| Year certification panel convened | Jan 2013 |
| Year certification approved | Oct 2013 |
| Approved with prevalence <1% or <2%? | <1% in children |