

| Country Demographics ^{1,2,3,9} | |
|---|------------|
| Total population (2020) ⁹ | 16,718,965 |
| Urban population (% of total, 2020) ⁹ | 24.2% |
| Health expenditure per capita (\$US, 2017) ² | \$82.08 |
| Health expenditure, total (% of GDP, 2017) ² | 5.92% |
| Total births (2019) ¹ | 362,761 |
| Surviving infants (2019) ¹ | 354,731 |
| Life expectancy at birth (years, 2020) ⁹ | 70.54 yrs |
| Number of districts (2013) ³ | 80 |

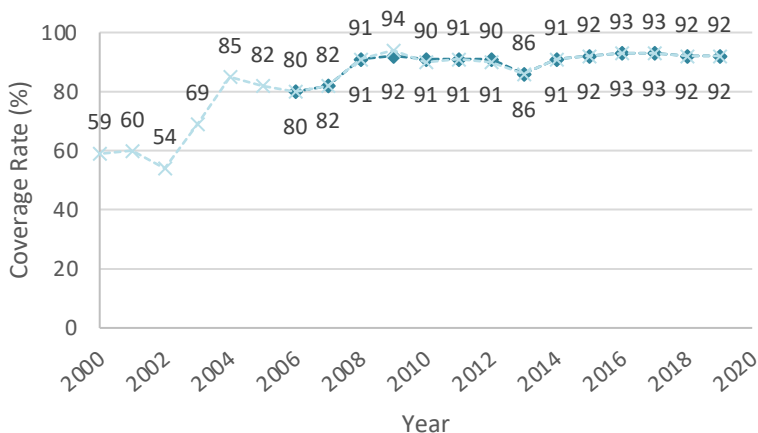
| HBsAg Prevalence ⁶ | |
|-------------------------------|----|
| Pre-vaccine HBsAg+ (%) | 9% |

| Liver Cancer as Cause of Cancer Death (in Men) ⁵ | |
|---|------------|
| Year: 2018 | Ranking: 1 |

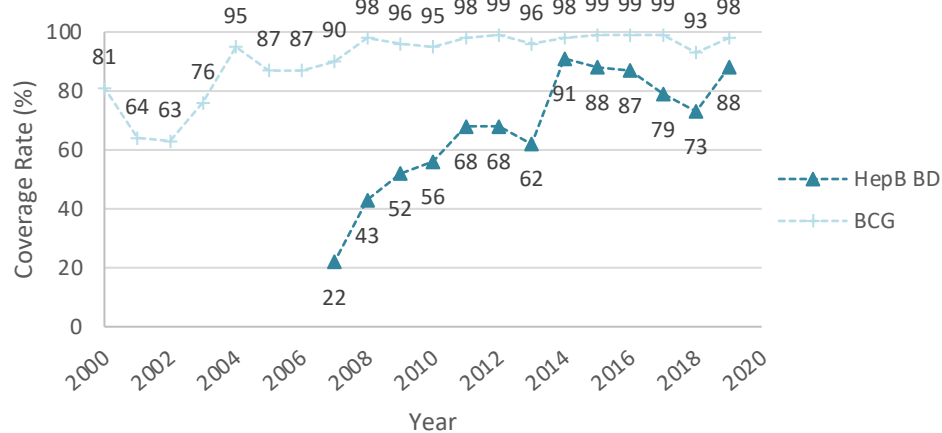
| 2019 Country Comparison in Western Pacific Region (37 Member States/Areas) ⁴ | | | | |
|---|----------|--|--|---|
| | Cambodia | Number of member states with WHO-UNICEF estimated coverage | Highest WHO-UNICEF estimated coverage in WPR | Lowest WHO-UNICEF estimated coverage in WPR |
| HepB3 ⁴ | 92% | 27 | 99% (Brunei Darussalam, China, Fiji, Japan, Niue, Tonga) | 35% (Papua New Guinea) |
| HepB BD ⁴ | 88% | 24 | 99% (Brunei Darussalam, Cook Islands, Fiji, Kiribati, Malaysia, Nauru, Niue, Palau, Tonga) | 25% (Papua New Guinea) |

| Hepatitis B Immunization Coverage ⁴ | | | | | | | | | | | | | | | | | | | | |
|--|------|------|------|------|------|------|------|------|------|------|------|------|------|------|------|------|------|------|------|------|
| | 2000 | 2001 | 2002 | 2003 | 2004 | 2005 | 2006 | 2007 | 2008 | 2009 | 2010 | 2011 | 2012 | 2013 | 2014 | 2015 | 2016 | 2017 | 2018 | 2019 |
| HepB3 ⁴ | NR | NR | NR | NR | NR | NR | 80% | 82% | 91% | 92% | 91% | 91% | 91% | 86% | 91% | 92% | 93% | 93% | 92% | 92% |
| HepB BD ⁴ | NR | NR | NR | NR | NR | NR | NR | 22% | 43% | 52% | 56% | 68% | 68% | 62% | 91% | 88% | 87% | 79% | 73% | 88% |
| DTP3 ⁴ | 59% | 60% | 54% | 69% | 85% | 82% | 80% | 82% | 91% | 94% | 90% | 91% | 90% | 86% | 91% | 92% | 93% | 93% | 92% | 92% |
| BCG ⁴ | 81% | 64% | 63% | 76% | 95% | 87% | 87% | 90% | 98% | 96% | 95% | 98% | 99% | 96% | 98% | 99% | 99% | 99% | 93% | 98% |

Cambodia: HepB3 vs. DTP3

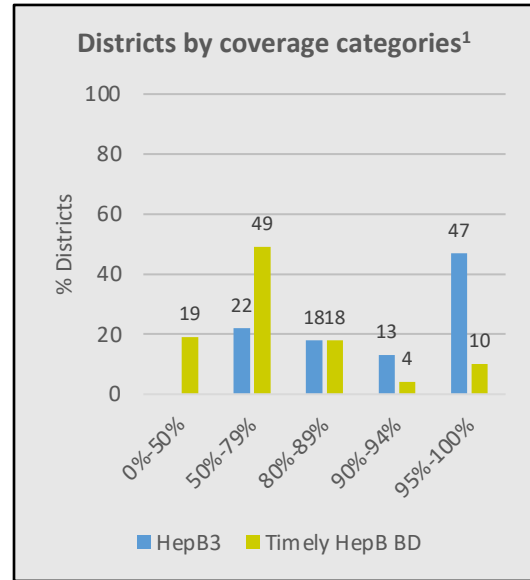


Cambodia: HepB BD vs. BCG



| National Policies on Hepatitis B Screening for Pregnant Women | |
|--|---|
| Mandatory HepB screening in all pregnant women (Y/N) ⁸ - If Y, mandatory reporting of HBs-Ag positive pregnant women to public health department (Y/N) | N |
| HBIG administered with HepB BD to infants born to HBsAg positive women (Y/N) ⁸ - If Y, is it free? (Y/N) ⁸ | Y |
| | Y |

| National Policies on Hepatitis B Immunization ⁷ | |
|--|-------------------|
| Universal newborn HepB immunization (Y/N) ⁷ - If Y, year introduced ⁷ -HepB3 nationwide ⁷ -Free for all newborns (Y/N) -If free, state year introduced: | Y 2001 2005 |
| Catch-up immunization program for unvaccinated children (Y/N) ⁸ - If Y, year introduced ⁸ -Free for all unvaccinated children (Y/N) -If free, state year introduced: | Y 2005 |
| Immunization program for health care workers (Y/N) ⁸ - If Y, year introduced -Free for all health care workers(Y/N) -If free, state year introduced: | N |
| HepB newborn immunization included in multiyear plan for EPI (Y/N) ⁸ | Y |
| HepB BD in schedule (Y/N) ⁷ | Y |
| Systems to monitor HepB BD ⁷ | Hospitals, HCs |
| Systems to deliver HepB BD ⁷ | Hospitals, HCs |
| HepB vaccine funding other than country government (Y/N) -If Y, please specify funding source: | |



| National Policies on Chronic Hepatitis B Treatment | |
|---|---|
| Treatment for chronic HBV infection covered (Y/N) ⁸ - If Y, year introduced -Interferon (Y/N) -Oral antiviral (Y/N) | N |

| Certification Status ¹ | |
|--------------------------------------|-----------------|
| Year certification report received | |
| Year certification panel convened | Jan 2018 |
| Year certification approved | Jun 2018 |
| Approved with prevalence <1% or <2%? | <1% in children |

Abbreviations: NA= not applicable; NR= no report; HepB BD= birth dose within 24 hours; HepB3= at least 3 doses of HepB vaccine; HBsAg= HepB surface antigen. Data Compiled by APAVH 2020: WHO WPRO Hepatitis B control: country profile 2019¹, World DataBank: World Development Indicators database², Immunization Summary: A statistical reference containing data through 2013³, WHO Vaccine-Preventable Diseases: Monitoring System. 2020 global summary WHO-UNICEF estimates⁴, Global Cancer Observatory: Cancer Today-IARC⁵, Western Pacific Regional Plan for Hepatitis B control through Immunization⁶, National Immunization Data – EPI summaries by country⁷, WPRO TAG meeting 2013⁸